

# Pittsford Schools

## Pittsford Mendon High School Counseling Department

**Counseling Office** (585) 267-1660

Eric J. Domroes . . . . .Counselor/Department Leader  
 Vincent P. DiGiacomo . . . . .Counselor  
 James Englerth . . . . .Counselor  
 Emily Rittenberg . . . . .Counselor  
 Patricia Pfeif . . . . .Counselor Assistant

**Registrar's Office** (585) 267-1627

Robin Dixon . . . . .Registrar  
 Sandy Johnson . . . . .Counseling Office Secretary  
 Peg Mattison . . . . .Counseling Office Secretary  
 Laurie Konte . . . . .Pupil Service Team Secretary

### The Community

Located outside of Rochester, New York, Pittsford is a suburban community of 30,000. Most residents are professionals and business executives who demonstrate strong support for the educational system. Pittsford's two high schools, accredited by the New York State Board of Regents, serve approximately 1,972 students in grades 9-12.

### Curriculum

Recognized for educational excellence, Pittsford Central Schools provide a distinctive curriculum to meet the needs of a talented student population. Curricular offerings range from Honors and AP classes in all major academic areas to regents level collaborative instruction for students requiring additional academic support. Students can choose from approximately 160 courses, which meet for 40 minutes five times per week.

**Advanced Placement (AP) classes include:** Art History, Music Theory, English Literature, American History, European History,

AP Language and Composition, AP Environmental Science, Government and Politics, Micro- and Macro-Economics, Psychology, Biology, Chemistry, Physics, Calculus, Statistics, Latin, French, Spanish, and Studio Drawing.

**Honors courses** include English 9, 10, 11, Integrated Geometry, Integrated Algebra 2, Pre Calculus, Phys. Set. Physics, French 3, 4, Spanish 10, 11 designated by the suffix (H) following the course name and Phys. Set. Chemistry Honors by Demonstration (HD).

**Honors by Demonstration (HD)** students have met additional requirements of individual scholarship. For a more complete description, visit [www.pittsfordschools.org](http://www.pittsfordschools.org).

**Regents level laboratory sciences** meet one extra period per week and Advanced Placement science classes meet for two extra periods.

**The English Language Assessment (ELA) Math A and Math B** New York State examinations are not figured into a student's cumulative GPA.

### Grade Distribution in Core Subjects

This data is from unweighted, individual subject grades and does not correlate with cumulative grade point averages.

<b>A+</b>	<b>5.15%</b>	<b>C+</b>	<b>7.28%</b>
A	18.10%	C	6.33%
A-	16.56%	C-	3.46%
<b>B+</b>	<b>13.61%</b>	<b>D+</b>	<b>3.31%</b>
B	14.64%	D	0.81%
B-	9.27%	<b>E</b>	<b>0.88%</b>
		<b>F</b>	<b>0.59%</b>

### Grade Explanation

The student's grade point average (GPA) is computed at the end of junior year by using the unweighted final mark in all subjects except physical education, health, internships, and community service. Students are not assigned a rank in class.

For GPA calculation, all letter grades have a numerical equivalent assigned by the teacher and can be interpreted using the first two columns in the chart below. For the 2007/2008 school year (due to changes in our student management software that year), the GPA was determined by converting letter grades to a numerical equivalent using the midpoint for computation purposes as indicated in the third column in the chart below.

Starting in the 2008/2009 school year, final grades are reported as a numeric value rather than an alpha grade.

Letter Grade	Numerical Equivalent	Computational Grade
A+	97-100	98
A	93-96	94.5
A-	90-92	91
B+	87-89	88
B	83-86	84.5
B-	80-82	81
C+	77-79	78
C	73-76	74.5
C-	70-72	71
D+	66-69	67.5
D	65	65
E	55-64	60
F	Below 55	45

### Class of 2009 Profile

#### Graduates receiving Regents Diplomas 99%

Advanced Designation . . . . .	37%
With Honors . . . . .	39%
Regents . . . . .	24%
Passing scores on Regents examinations . . . . .	85-100%
National Merit Scholarship finalists . . . . .	4
National Merit Commended students . . . . .	12
Advanced Placement scholars . . . . .	92
SAT mean scores . . . . .	575 critical reading
	595 math
	569 writing
ACT mean score . . . . .	26.3
Class size . . . . .	220 students

### Class of 2009 Future Plans

#### College Bound . . . . . 96%

<b>4-year colleges/universities . . . . .</b>	<b>84%</b>
New York State . . . . .	52%
Out of State . . . . .	48%
<b>2-year colleges . . . . .</b>	<b>16%</b>
<b>Employment . . . . .</b>	<b>0.9%</b>
<b>Military . . . . .</b>	<b>0.5%</b>
<b>Other/Undecided . . . . .</b>	<b>2.3%</b>

# Pittsford Mendon High School

## Pittsford Schools

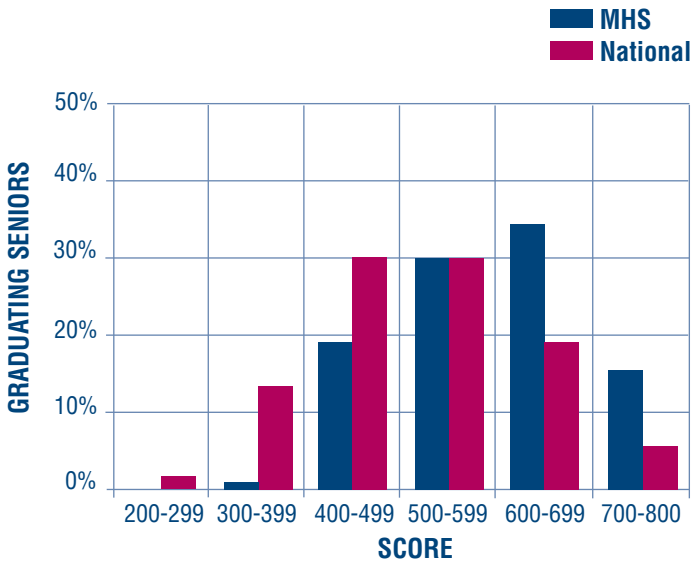
### Pittsford Mendon High School

Phone: (585) 267-1600

District website: www.pittsfordschools.org

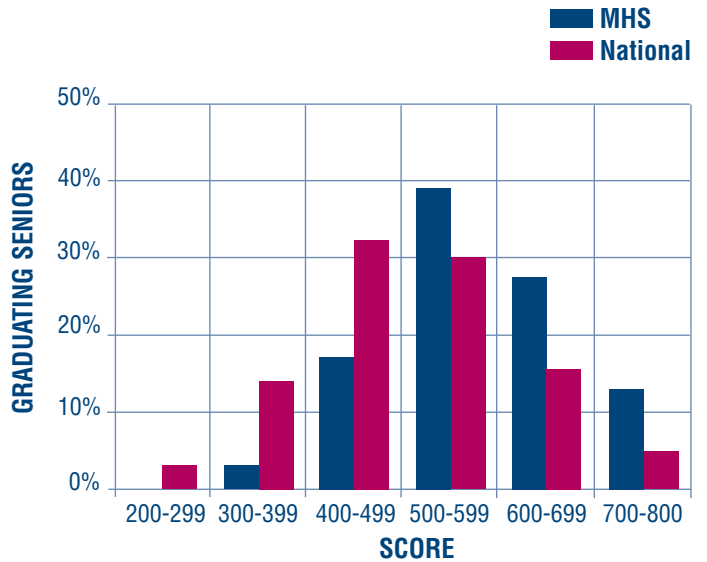
#### Class of 2009 SAT: Math

193 students



#### Class of 2009 SAT: Verbal

193 students



#### District Academic Opportunities

**Career Internship** is a credit-bearing program for juniors and seniors who participate in a 75-hour internship in the Rochester area.

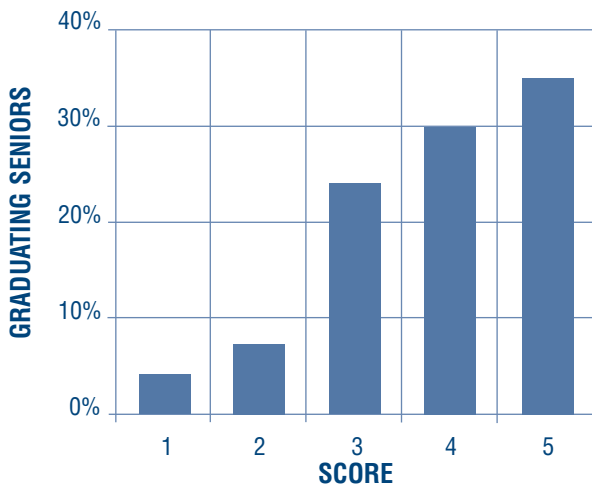
**Project Lead the Way** helps students explore the field of engineering. Courses include: Principles of Engineering, Design & Drawing for Production, Computer Aided Drawing (CAD), Digital Electronics, Computer Integrated Manufacturing.

**Community Service** is a credit-bearing program for students who volunteer for approved organizations, individuals, and groups needing assistance.

**Network of Complementary Schools** allows students to experience specialized study in a variety of settings for two to three weeks. Pittsford Mendon High School is one of 24 public/private schools throughout the United States, Canada, and Puerto Rico who participate in this network.

#### Advanced Placement

393 students took 868 APs  
 90% = 3 or higher



#### 2009 ACT

131 students

