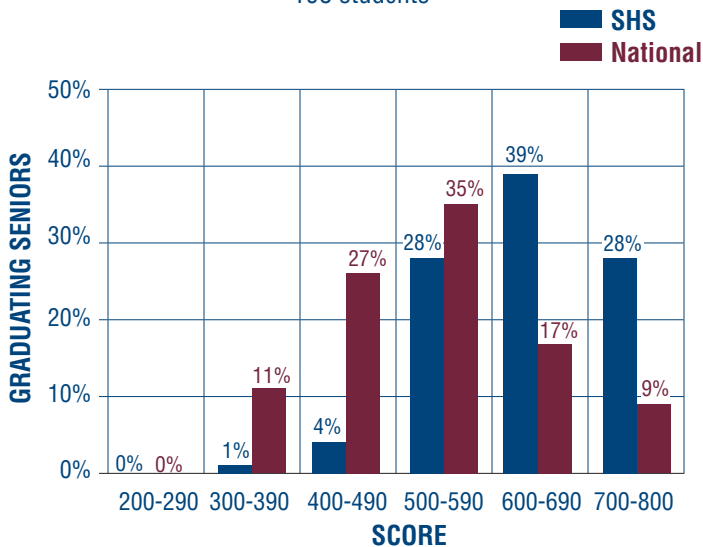


## Pittsford Sutherland High School

### 2018 - 2019 PROFILE

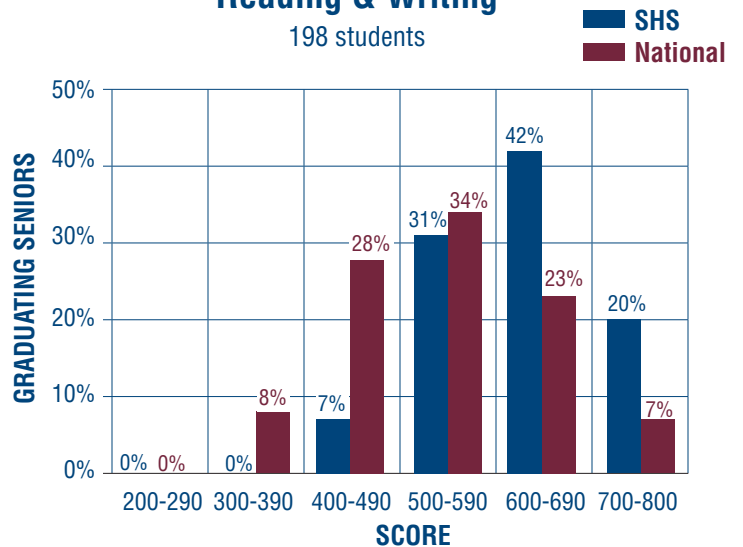
#### Class of 2018 SAT: Math

198 students



#### Class of 2018 SAT: Evidence-Based Reading & Writing

198 students



### District Academic Opportunities

**Career Internship** is a credit-bearing program for juniors and seniors who participate in a 75-hour internship in the Rochester area.

**Project Lead the Way** helps students explore the field of engineering. Courses include: Principles of Engineering, Design & Drawing for Production, Computer Aided Drawing (CAD), Digital Electronics, Computer Integrated Manufacturing, Computer Science and Software Engineering.

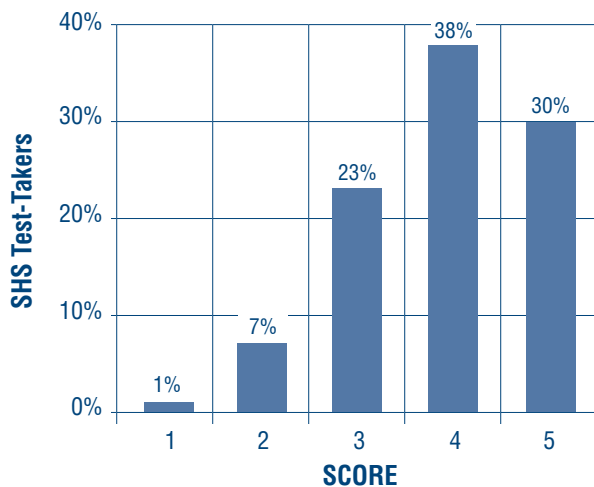
**Community Service** is a credit-bearing program for students who volunteer for approved organizations, individuals, and groups needing assistance.

**Network of Complementary Schools** allows students to experience specialized study in a variety of settings for two to three weeks. Pittsford Sutherland High School is one of 21 public/private schools throughout the United States and Puerto Rico who participate in this network.

#### Advanced Placement

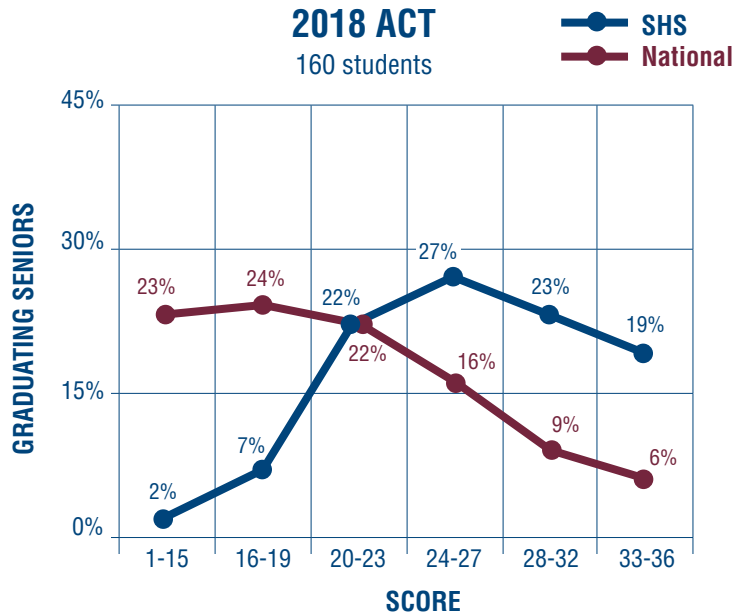
405 students took 977 APs

91% = 3 or higher



#### 2018 ACT

160 students



# Pittsford Sutherland High School Counseling Department

## Counseling Office ..... (585) 267-1160

Colleen Teel ..... Counselor/Department Leader  
 Lynne Drake ..... Counselor  
 Dawn Howe ..... Counselor  
 Ben Winter ..... Counselor  
 Cindy Tyler ..... College/Career Center Coordinator

## Registrar's Office ..... (585) 267-1127

Jaime Myszke ..... Registrar  
 Kathy Riecke ..... Administrative Assistant  
 Dorise Honorat ..... Administrative Assistant  
 Susan Lipari ..... Administrative Assistant

## The Community

Located outside of Rochester, New York, Pittsford is a suburban community of 30,000. Most residents are professionals and business executives who demonstrate strong support for the educational system. Pittsford's two high schools, accredited by the New York State Board of Regents, serve approximately 1,900 students in grades 9-12.

## Curriculum

Recognized for educational excellence, Pittsford Central Schools provide a distinctive curriculum to meet the needs of a talented student population. Curricular offerings range from Honors and AP classes in all major academic areas to Regents level collaborative instruction for students requiring additional academic support. Students can choose from approximately 160 courses, which meet for 40 minutes five times per week.

## Advanced Placement (AP) classes include:

Art History, Music Theory, English Literature, American History, World History, Language and Composition, Environmental Science, Government and Politics, Micro- and Macro-Economics, Psychology, Biology, Chemistry, Physics, Calculus, Statistics, Latin, French, Spanish, and Studio Drawing.

**Honors courses** can include English 9, 10, 11, Survey of British Literature, Geometry, Algebra 2/Trigonometry, Pre Calculus, Physical Setting Chemistry, Physical Setting Earth Science, Physical Setting Physics, Living Environment Biology, French 3, 4, Spanish 10, 11, and Latin Literature.

**Regents level laboratory sciences** meet one extra period per week and Advanced Placement science classes meet for two extra periods.

## Grade Distribution in Core Subjects

(Core subjects include Math, Science, English, Social Studies and World Languages.)

This data is from unweighted, individual subject grades and does not correlate with cumulative grade point averages.

Grade		Grade	
97-100	8.07%	77-79	5.40%
93-96	20.90%	73-76	5.01%
90-92	17.71%	70-72	1.56%
87-89	15.10%	66-69	1.69%
83-86	15.95%	65	0.39%
80-82	7.42%	55-64	0.39%
		Below 55	0.39%

## Grade Explanation

The student's grade point average (GPA) is computed at the end of junior year by using the unweighted final mark in all subjects except physical education, health, internships, and community service. Students are not assigned a rank in class.

## Assessment Record

Non Common Core Regents examinations are based on a 100 point grading scale. Common Core Regents examination results are assigned a performance level as follows: (5-exceeds standards, 4-meets standards, 3-passing; partially meets standards, 2-safety net; partially meets, 1-does not meet)

### Class of 2018 Profile

Graduates Receiving Regents Diploma by Type	
Advanced Designation .....	34%
Advanced Designation (with Honor) .....	41%
Regents.....	23%
Students passing Regents Examinations .....	97%
National Merit Scholarship finalists.....	6
National Merit Commended students.....	8
Advanced Placement scholars .....	173
SAT mean scores	
Math.....	628
Evidence-Based Reading & Writing .....	628
ACT mean score.....	26.0
Class size .....	246 students

### Class of 2018 Future Plans

<b>College Bound</b> .....	<b>95%</b>
<b>4-year colleges/universities</b> .....	<b>85%</b>
New York State .....	49%
Out of State .....	51%
<b>2-year colleges</b> .....	<b>9%</b>
<b>Employment</b> .....	<b>0.4%</b>
<b>Military</b> .....	<b>1%</b>
<b>Other/Undecided</b> .....	<b>3%</b>

Pittsford Schools