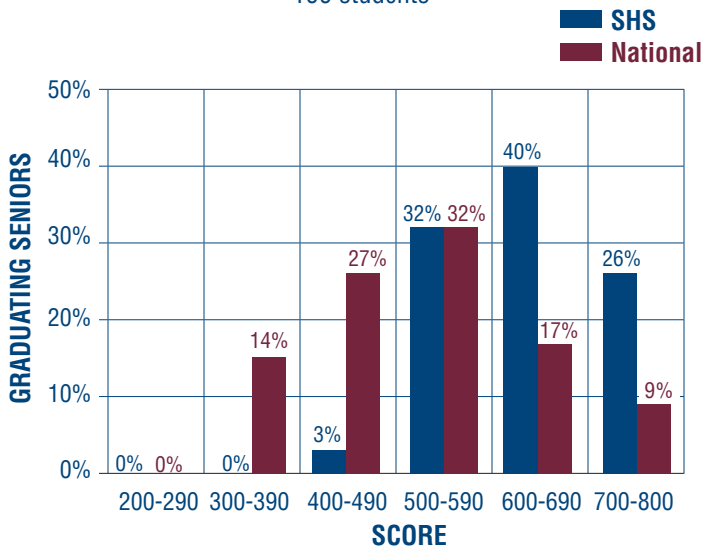


Pittsford Sutherland High School

2020-2021 PROFILE

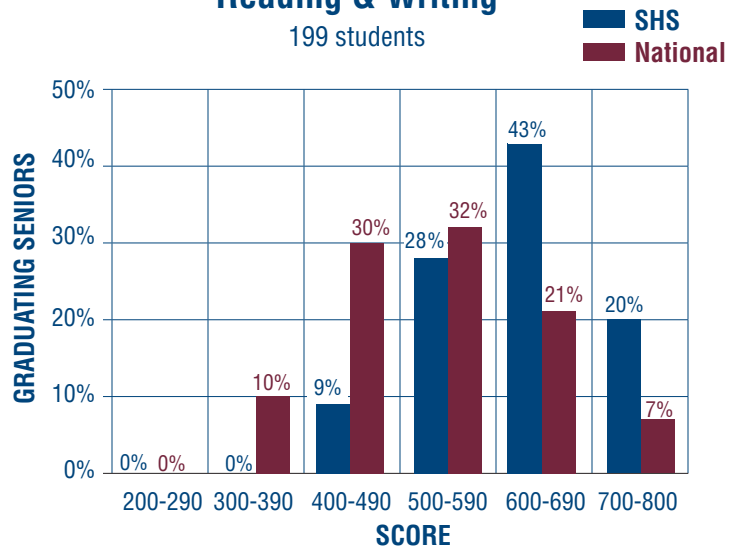
Class of 2020 SAT: Math

199 students



Class of 2020 SAT: Evidence-Based Reading & Writing

199 students



District Academic Opportunities

Career Internship is a credit-bearing program for juniors and seniors who participate in a 75-hour internship in the Rochester area.

Project Lead the Way helps students explore the field of engineering. Courses include: Principles of Engineering, Design & Drawing for Production, Computer Aided Drawing (CAD), Digital Electronics, Computer Integrated Manufacturing, Computer Science and Software Engineering.

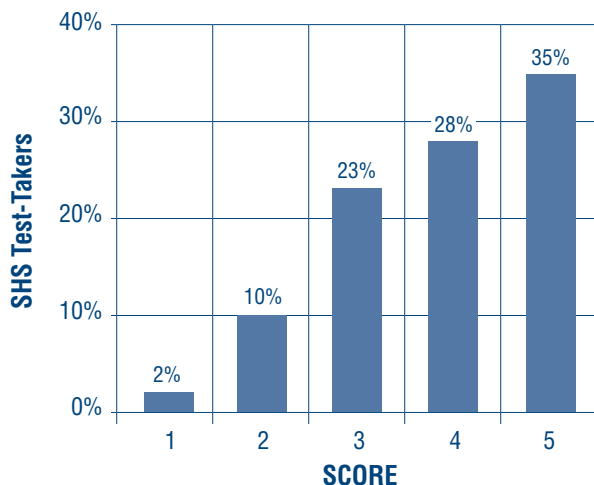
Community Service is a credit-bearing program for students who volunteer for approved organizations, individuals, and groups needing assistance.

Network of Complementary Schools allows students to experience specialized study in a variety of settings for two to three weeks. Pittsford Sutherland High School is one of 21 public/private schools throughout the United States and Puerto Rico who participate in this network.

Advanced Placement

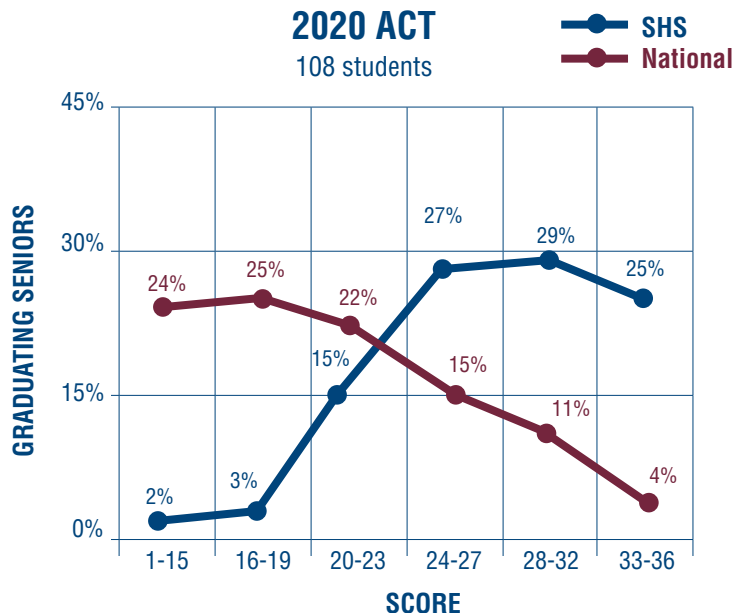
398 students took 956 APs

87% = 3 or higher



2020 ACT

108 students



Pittsford Sutherland High School Counseling Department

Counseling Office (585) 267-1160

Colleen Teel.....Counselor
Lynne DrakeCounselor
Dawn Howe..... Counselor/Department Leader
Ben Winter.....Counselor
Vera Foster..... College/Career Center Coordinator

Registrar's Office (585) 267-1127

Jaime Myszka Registrar
Kim Ferguson Administrative Assistant
Dorise Honorat Administrative Assistant
Susan Lipari..... Administrative Assistant

The Community

Located outside of Rochester, New York, Pittsford is a suburban community of 30,000. Most residents are professionals and business executives who demonstrate strong support for the educational system. Pittsford's two high schools, accredited by the New York State Board of Regents, serve approximately 1,900 students in grades 9-12.

Curriculum

Recognized for educational excellence, Pittsford Central Schools provide a distinctive curriculum to meet the needs of a talented student population. Curricular offerings range from Honors and AP classes in all major academic areas to Regents level collaborative instruction for students requiring additional academic support. Students can choose from approximately 160 courses, which meet for 40 minutes five times per week.

Advanced Placement (AP) classes include:

Art History, Music Theory, English Literature, American History, European History, World History, Language and Composition, Environmental Science, Government and Politics, Micro- and Macro-Economics, Psychology, Biology, Chemistry, Physics, Calculus, Statistics, Computer Science A, Latin, French, Spanish, and Studio Drawing.

Honors courses can include English 9, 10, 11, Survey of British Literature, Geometry, Algebra 2/Trigonometry, Pre Calculus, Physical Setting Chemistry, Physical Setting Earth Science, Physical Setting Physics, Living Environment Biology, French 3, 4, Spanish 10, 11, and Latin Literature.

Regents level laboratory sciences meet one extra period per week and Advanced Placement science classes meet for two extra periods.

Grade Distribution in Core Subjects*

(Core subjects include Math, Science, English, Social Studies and World Languages.)

This data is from unweighted, individual subject grades and does not correlate with cumulative grade point averages.

**Due to the pandemic induced closure, no numerical grades were calculated for the second semester of the 2019-20 school year.*

Grade	Grade	Grade	Grade
97-100	12.72%	77-79	4.56%
93-96	24.08%	73-76	5.34%
90-92	15.53%	70-72	1.65%
87-89	13.98%	66-69	0.87%
83-86	13.79%	65	0.10%
80-82	7.38%	55-64	0%
		Below 55	0%

Grade Explanation

The student's grade point average (GPA) is computed at the end of junior year by using the unweighted final mark in all subjects except physical education, health, internships, and community service. Students are not assigned a rank in class.

COVID-19 Impact

In-person classes were suspended from March 16 through the end of the 2019-2020 school year due to COVID-19 restrictions

throughout New York State. The state-mandated school closure affected Pittsford Schools' grading policies, Regents examinations, and school-related activities. Decisions about grading during the time of the COVID-19 closure were in alignment with the PCSD Grading Philosophy and with the best interest of our students in mind.

- For full-year courses, a student's numeric final course average for the year was their course average as of the end of the first semester (including midterm exam grades where applicable).
- For second semester courses, no numeric average was calculated, and course grades were recorded as a Pass or Incomplete on transcripts.

New York State Department of Education suspended the administration of Regents examinations in June and August 2020. The assessment section of a transcript indicates an exam grade of "E" to denote this state exam exemption. All extra-curricular activities including clubs, athletics, and music performances were suspended during the 2020 school closure.

Assessment Record

Non Common Core Regents examinations are based on a 100 point grading scale. Common Core Regents examination results are assigned a performance level as follows: (5-exceeds standards, 4-meets standards, 3-passing; partially meets standards, 2-safety net; partially meets, 1-does not meet)

Class of 2020 Profile

Graduates Receiving Regents Diploma by Type	
Advanced Designation.....	30%
Advanced Designation (with Honor)	46%
Regents.....	24%
National Merit Scholarship finalists.....	6
National Merit Commended students.....	12
Advanced Placement scholars	190
SAT mean scores	
Math.....	639
Evidence-Based Reading & Writing	617
ACT mean score.....	28
Class size	228 students

Class of 2020 Future Plans

College Bound	93%
4-year colleges/universities	86%
New York State.....	57%
Out of State.....	43%
2-year colleges	7%
Employment	4%
Military	3%
Other/Undecided	0%

Pittsford Schools