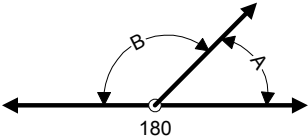
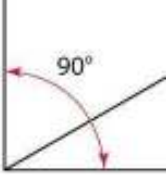
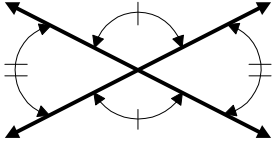
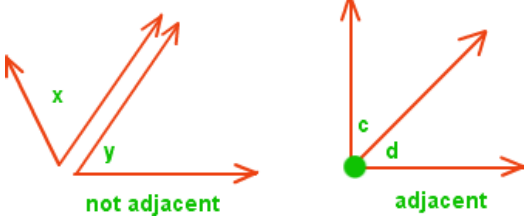
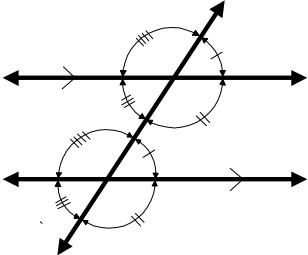
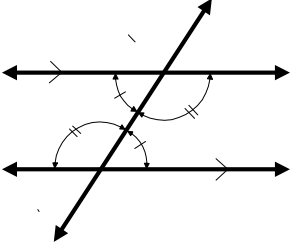
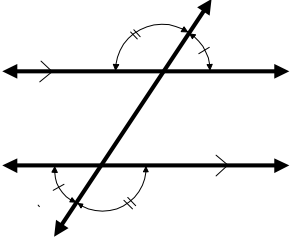


Name _____



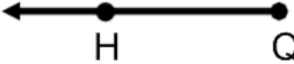
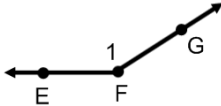
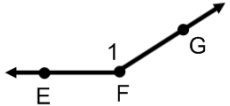

Date _____

Math 8
Geometry 7

Special Angles

<p><u>Supplementary Angles</u> If two angles form a linear pair, then the measures of the angles add up to 180°.</p>	
<p><u>Complimentary Angles</u> Angles that add up to 90°</p>	
<p><u>Vertical Angles</u> If two angles are vertical angles, then they have equal measures (are congruent).</p>	
<p><u>Adjacent Angles</u> Angles that are next to each other and share a side.</p>	
<p><u>Corresponding Angles</u> If two parallel lines are cut by a transversal, then corresponding angles are congruent. (corresponding means the same side of the transversal and same side of the parallel lines – above or below)</p>	
<p><u>Alternate Interior Angles</u> If two parallel lines are cut by a transversal, then alternate interior angles are congruent.</p>	
<p><u>Alternate Exterior Angles</u> If two parallel lines are cut by a transversal, then alternate exterior angles are congruent.</p>	

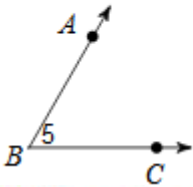
Important Symbols

Line		Line segment	
Ray		Angle	
Measure of an angle		Triangle	

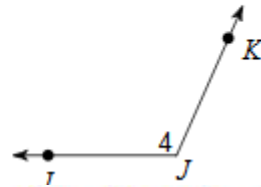
Examples:

Name each angle in four ways.

1)

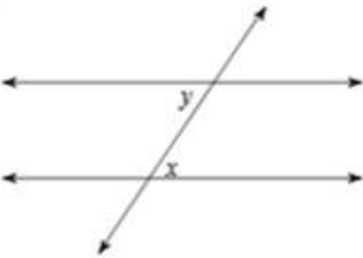


2)

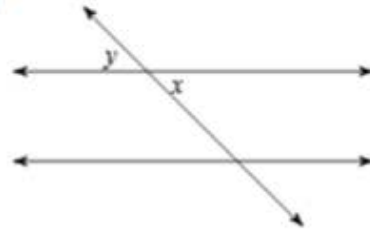


Identify each pair of angles as corresponding, alternate interior, alternate exterior, vertical, or adjacent.

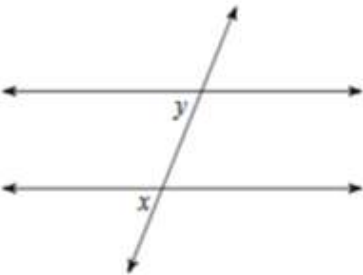
3)



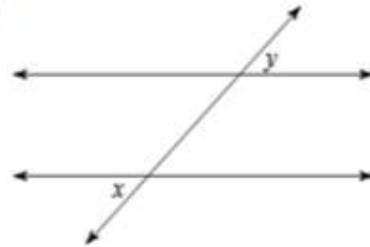
4)



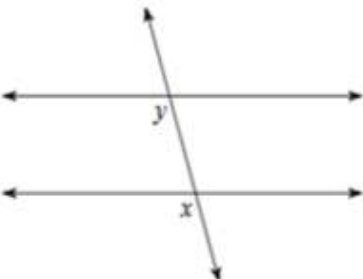
5)



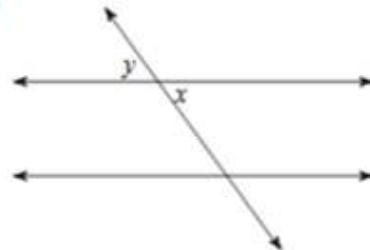
6)



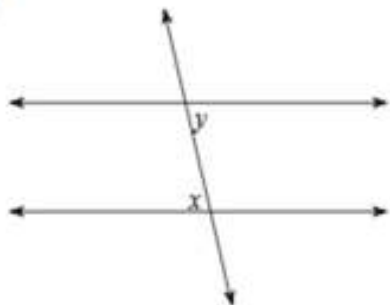
7)



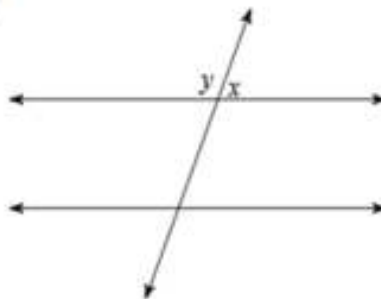
8)



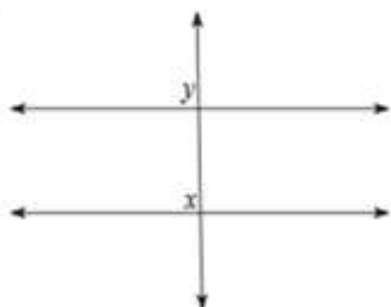
9)



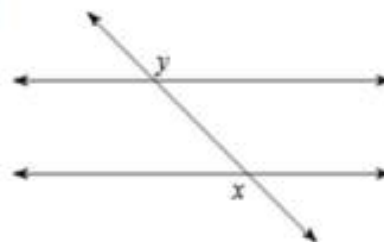
10)



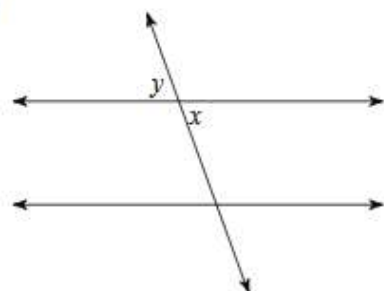
11)



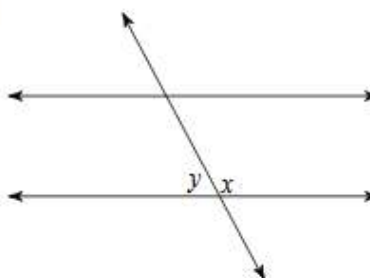
12)



13)

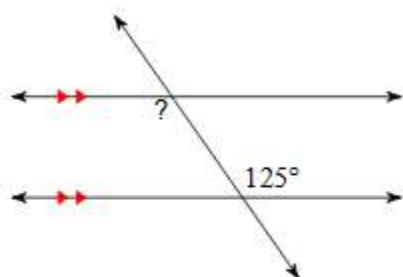


14)

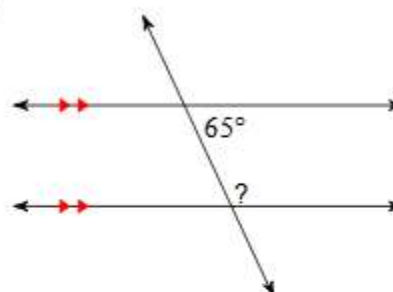


Find the measure of each angle indicated.

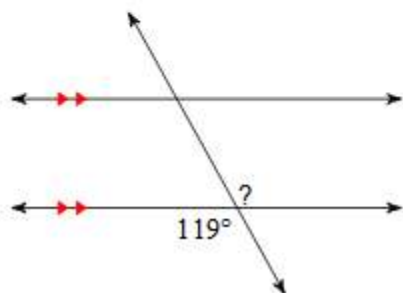
15)



16)



17)



18)

