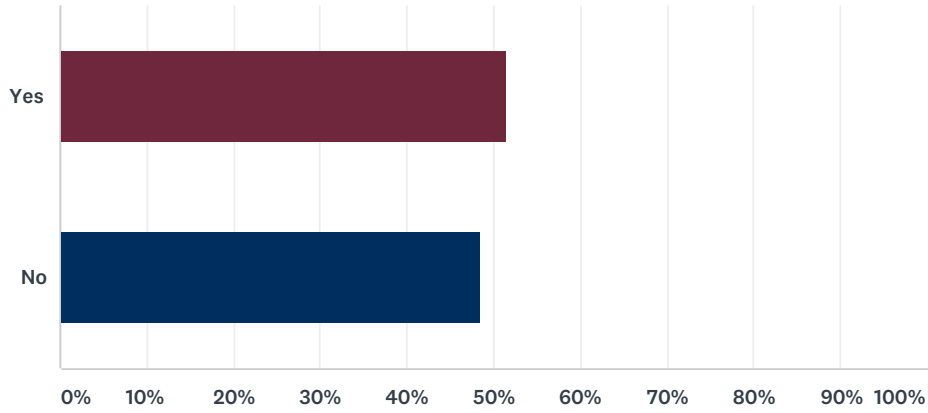


Q1 Are you the parent of school-age children (approximate ages 5-18)

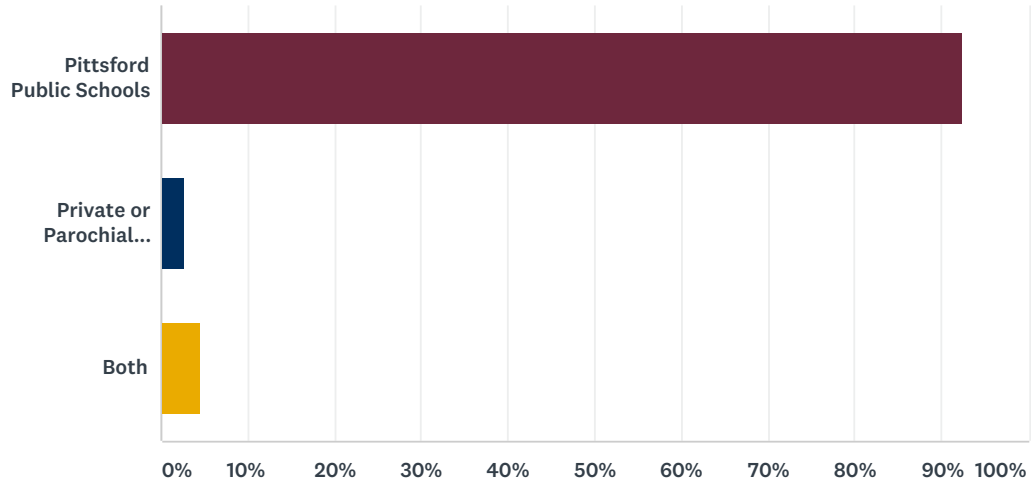
Answered: 1,171 Skipped: 0



ANSWER CHOICES	RESPONSES	
Yes	51.41%	602
No	48.59%	569
TOTAL		1,171

Q2 If yes, do they attend:

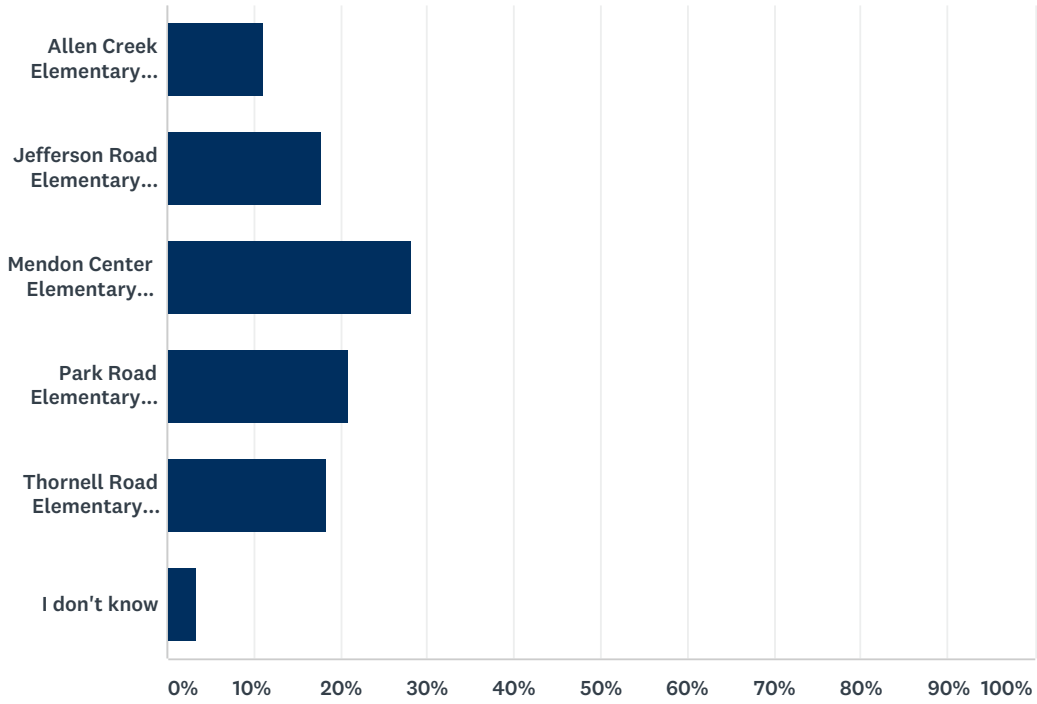
Answered: 603 Skipped: 568



ANSWER CHOICES	RESPONSES	
Pittsford Public Schools	92.54%	558
Private or Parochial Schools	2.82%	17
Both	4.64%	28
TOTAL		603

Q3 I live in the following Pittsford elementary school attendance area:

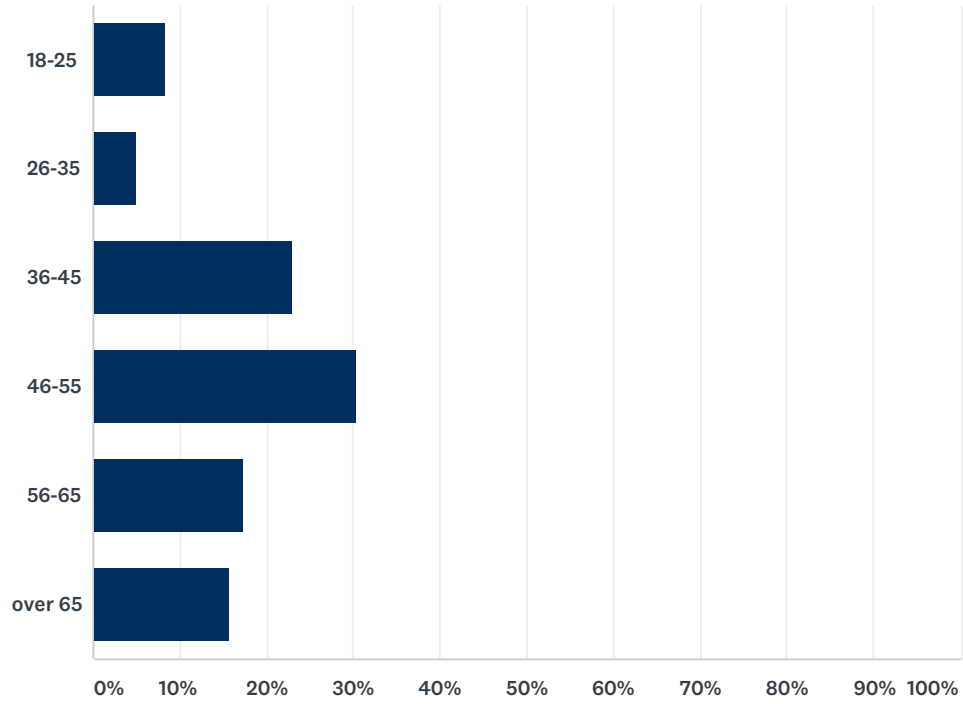
Answered: 1,151 Skipped: 20



ANSWER CHOICES	RESPONSES	
Allen Creek Elementary School	11.12%	128
Jefferson Road Elementary School	17.81%	205
Mendon Center Elementary School	28.32%	326
Park Road Elementary School	20.85%	240
Thornell Road Elementary School	18.51%	213
I don't know	3.39%	39
TOTAL		1,151

Q4 My age is:

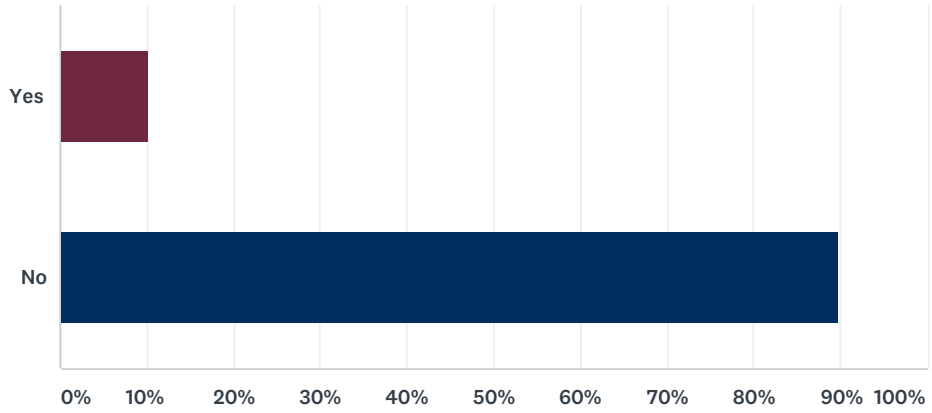
Answered: 1,151 Skipped: 20



ANSWER CHOICES	RESPONSES	
18-25	8.34%	96
26-35	5.04%	58
36-45	23.02%	265
46-55	30.41%	350
56-65	17.46%	201
over 65	15.73%	181
TOTAL		1,151

Q5 Are you presently an employee of the Pittsford School District?

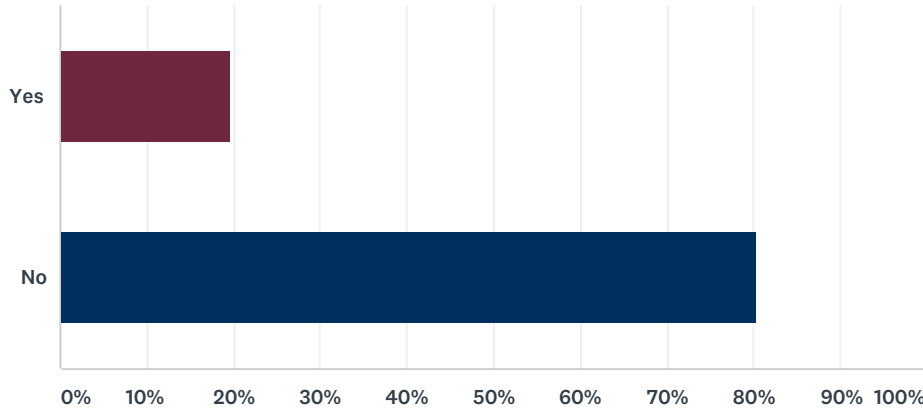
Answered: 1,137 Skipped: 34



ANSWER CHOICES	RESPONSES	
Yes	10.20%	116
No	89.80%	1,021
TOTAL		1,137

Q6 Do you presently do volunteer work in Pittsford Schools?

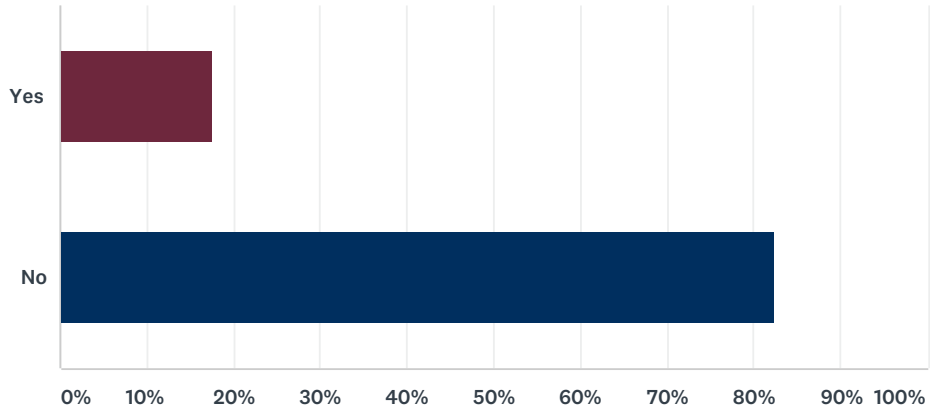
Answered: 1,144 Skipped: 27



ANSWER CHOICES	RESPONSES	
Yes	19.76%	226
No	80.24%	918
TOTAL		1,144

Q7 Are you a graduate of Pittsford Central School District?

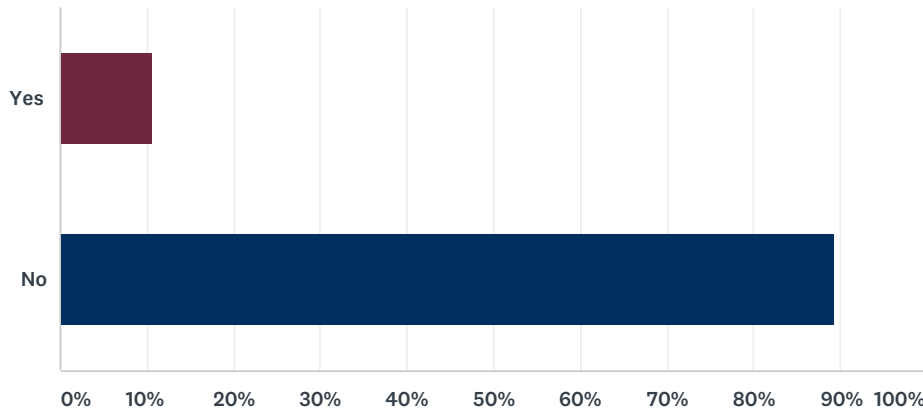
Answered: 1,141 Skipped: 30



ANSWER CHOICES	RESPONSES	
Yes	17.62%	201
No	82.38%	940
TOTAL		1,141

Q8 Do you currently have any preschool age children?

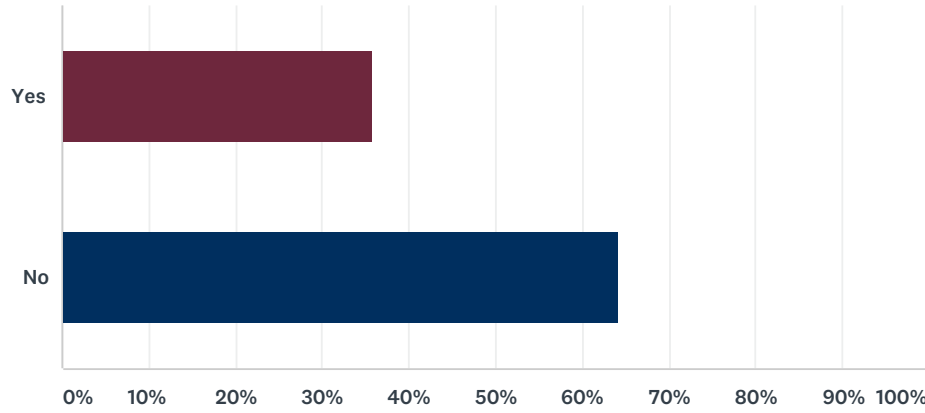
Answered: 1,146 Skipped: 25



ANSWER CHOICES	RESPONSES	
Yes	10.65%	122
No	89.35%	1,024
TOTAL		1,146

Q9 Are you the parent of PCSD graduates?

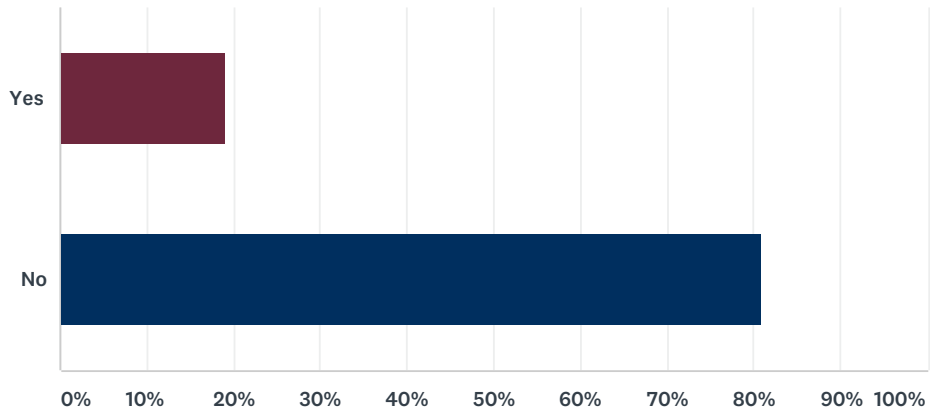
Answered: 1,149 Skipped: 22



ANSWER CHOICES	RESPONSES	
Yes	35.77%	411
No	64.23%	738
TOTAL		1,149

Q10 Are you a member of a PCSD sports or music booster club?

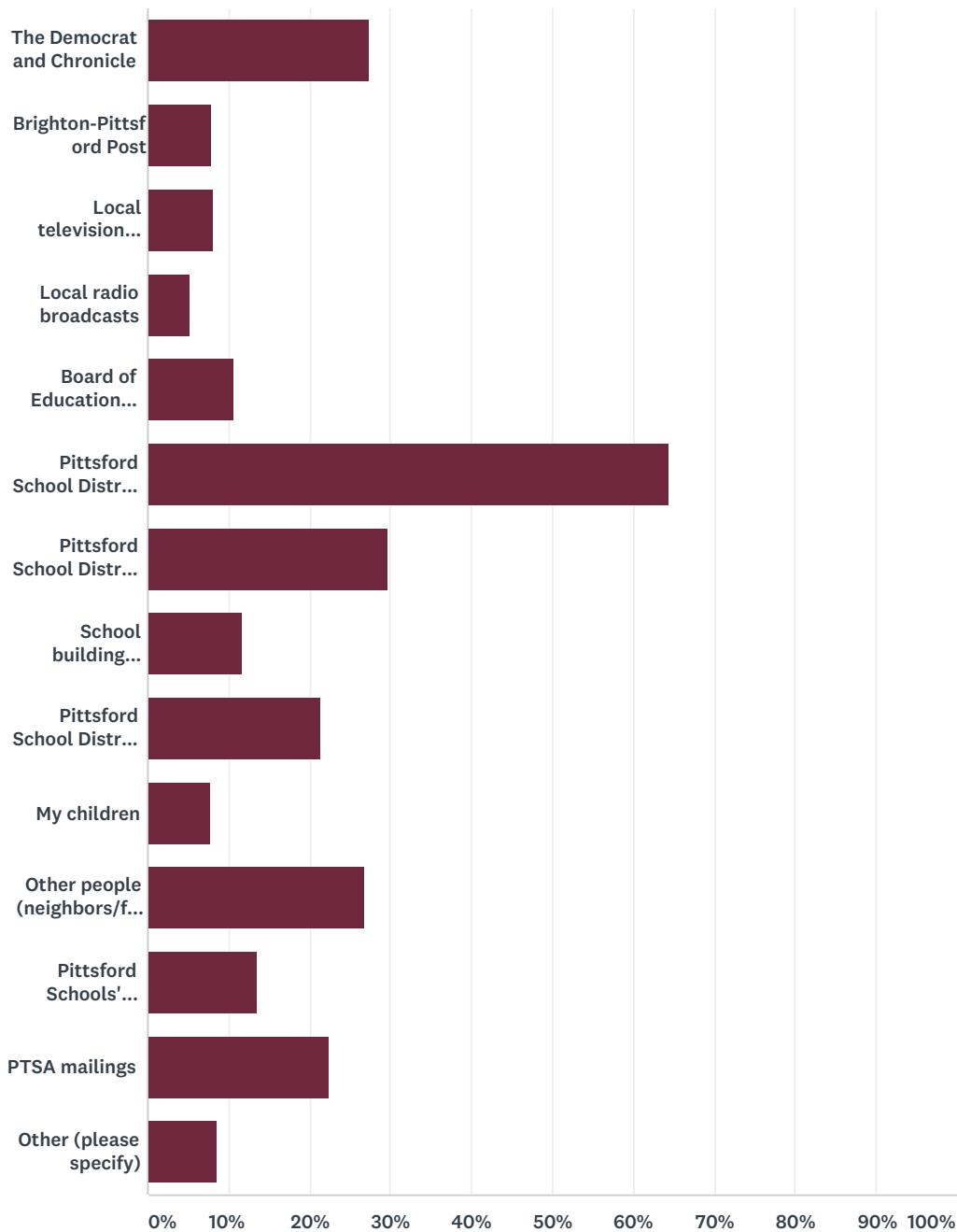
Answered: 1,152 Skipped: 19



ANSWER CHOICES	RESPONSES	
Yes	19.01%	219
No	80.99%	933
TOTAL		1,152

Q11 My major sources for information about the school budget vote were: (check all that apply)

Answered: 1,139 Skipped: 32



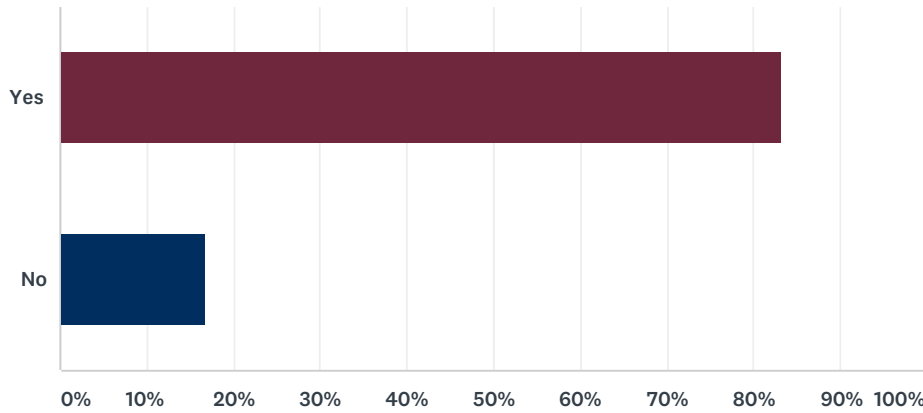
ANSWER CHOICES	RESPONSES	
The Democrat and Chronicle	27.39%	312
Brighton-Pittsford Post	7.90%	90
Local television broadcasts	8.17%	93
Local radio broadcasts	5.27%	60

Exit Poll May 21, 2019

Board of Education meetings/hearings	10.71%	122
Pittsford School District Newsletters/mailings	64.44%	734
Pittsford School District Website	29.68%	338
School building newsletters	11.68%	133
Pittsford School District employee(s)	21.33%	243
My children	7.64%	87
Other people (neighbors/friends/spouse)	26.69%	304
Pittsford Schools' Facebook Page/Twitter	13.52%	154
PTSA mailings	22.48%	256
Other (please specify)	8.60%	98
Total Respondents: 1,139		

Q12 Do you feel you have been well informed about the school district's budget?

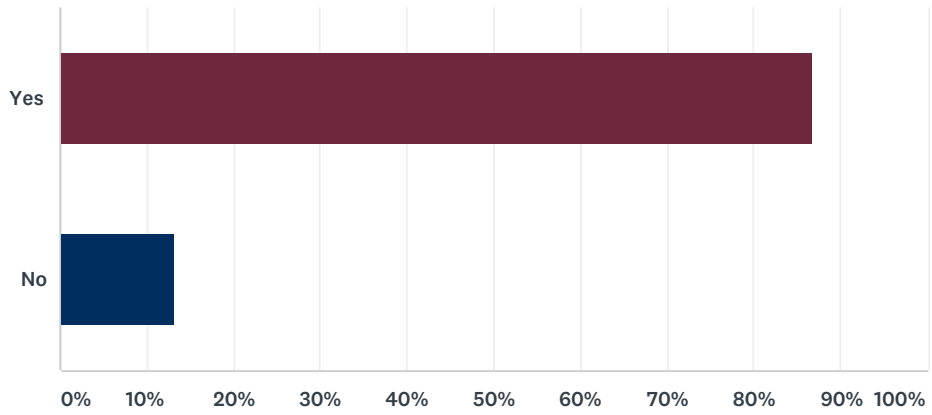
Answered: 1,129 Skipped: 42



ANSWER CHOICES	RESPONSES	
Yes	83.35%	941
No	16.65%	188
TOTAL		1,129

Q13 My vote on the Pittsford school budget today was:

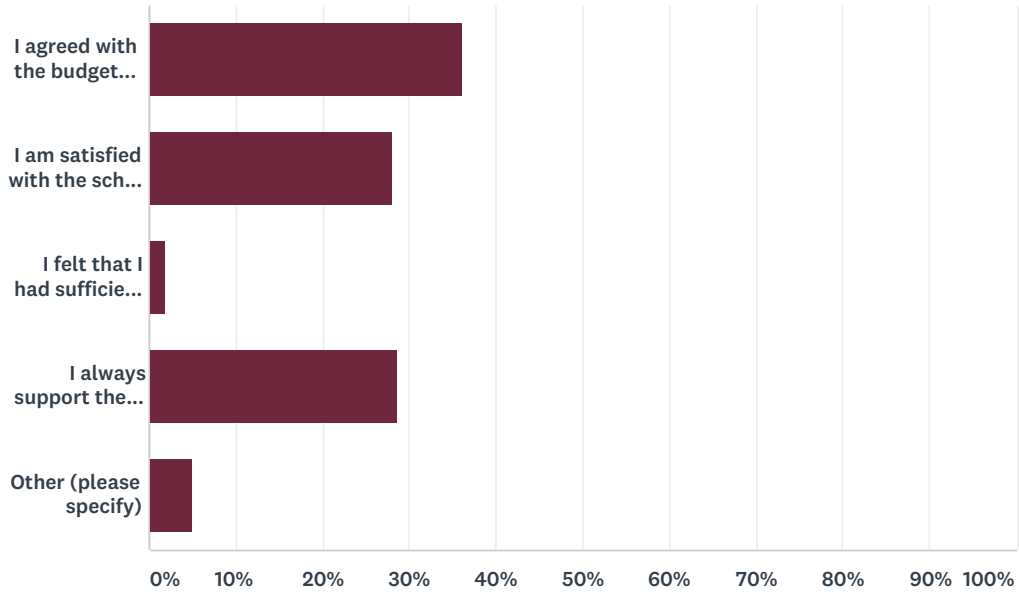
Answered: 1,152 Skipped: 19



ANSWER CHOICES	RESPONSES	
Yes	86.89%	1,001
No	13.11%	151
TOTAL		1,152

Q14 The main reason I voted YES was:

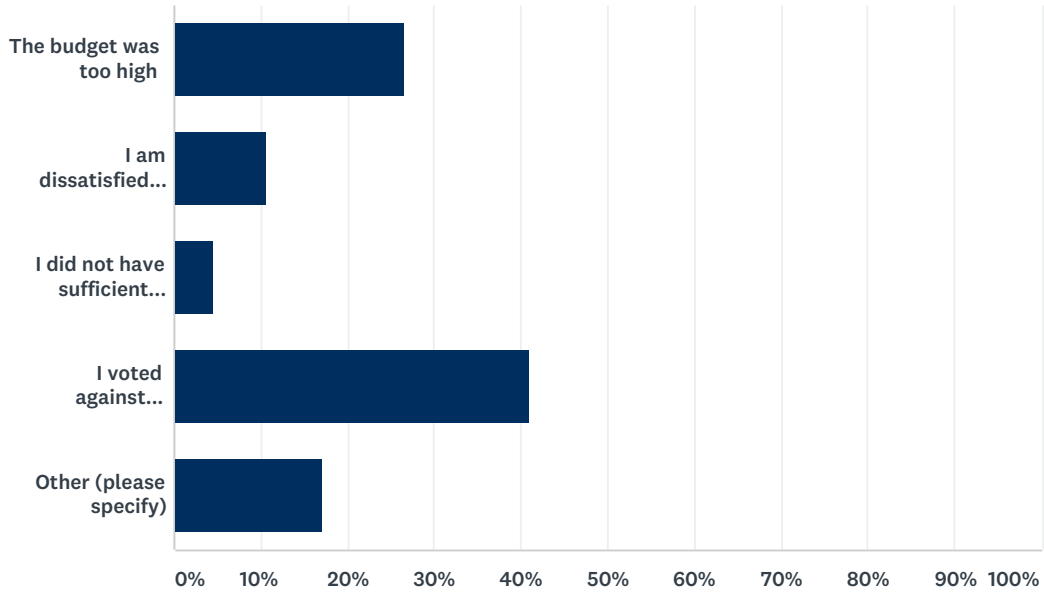
Answered: 1,001 Skipped: 170



ANSWER CHOICES	RESPONSES	
I agreed with the budget presented	36.26%	363
I am satisfied with the school district	28.07%	281
I felt that I had sufficient opportunity to discuss/comment on the budget	1.90%	19
I always support the school district budget	28.67%	287
Other (please specify)	5.09%	51
TOTAL		1,001

Q15 The main reason I voted NO was:

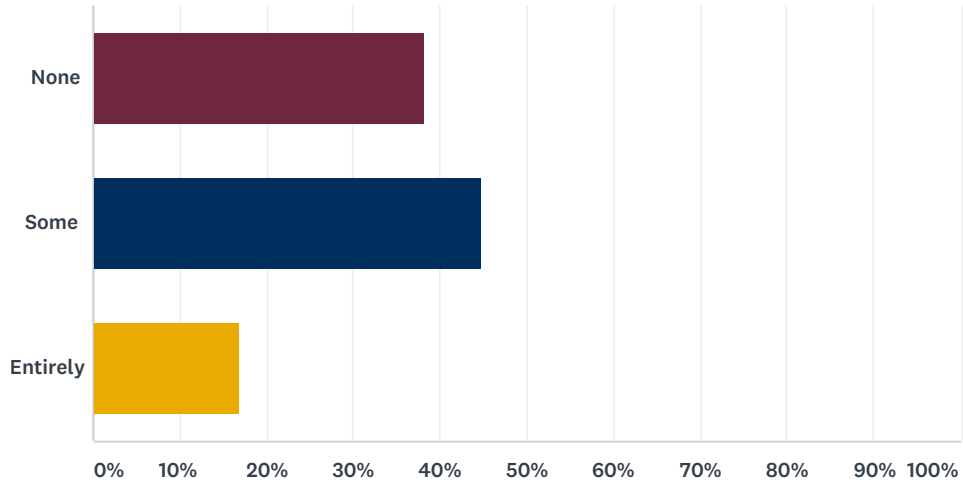
Answered: 151 Skipped: 1,020



ANSWER CHOICES	RESPONSES	
The budget was too high	26.49%	40
I am dissatisfied with the school district	10.60%	16
I did not have sufficient opportunity to discuss/comment on the budget	4.64%	7
I voted against increased taxes in general	41.06%	62
Other (please specify)	17.22%	26
TOTAL		151

Q16 How much did staying within the Tax Cap influence your vote today?

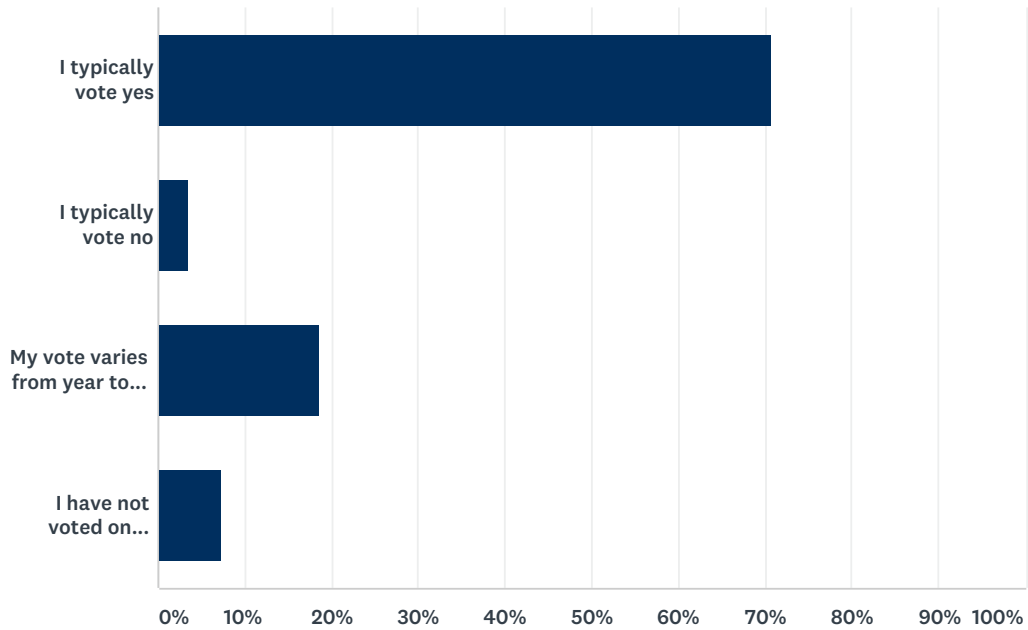
Answered: 1,138 Skipped: 33



ANSWER CHOICES	RESPONSES	
None	38.31%	436
Some	44.73%	509
Entirely	16.96%	193
TOTAL		1,138

Q18 How do you typically vote on the Pittsford School budget?

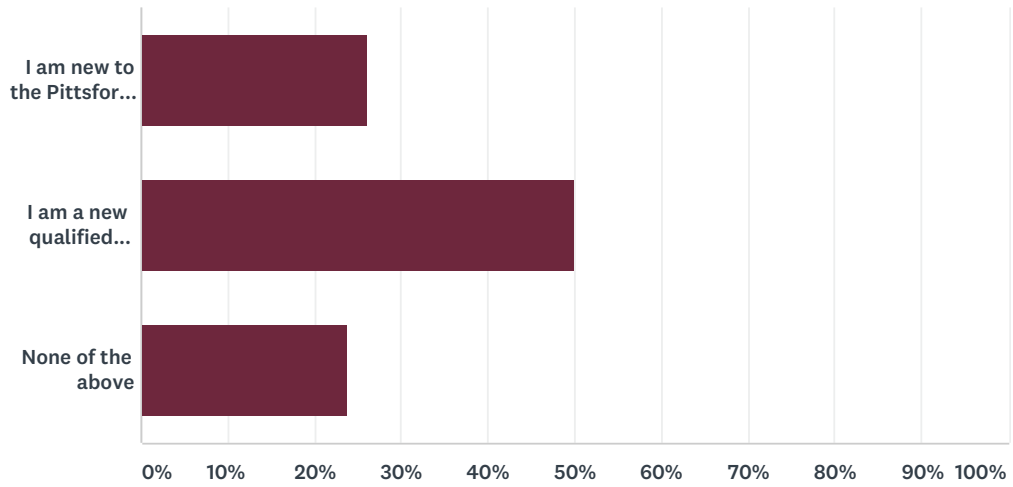
Answered: 1,136 Skipped: 35



ANSWER CHOICES	RESPONSES	
I typically vote yes	70.69%	803
I typically vote no	3.52%	40
My vote varies from year to year	18.57%	211
I have not voted on Pittsford's budget in the past	7.22%	82
TOTAL		1,136

Q19 I have not voted on Pittsford's budget in the past because:

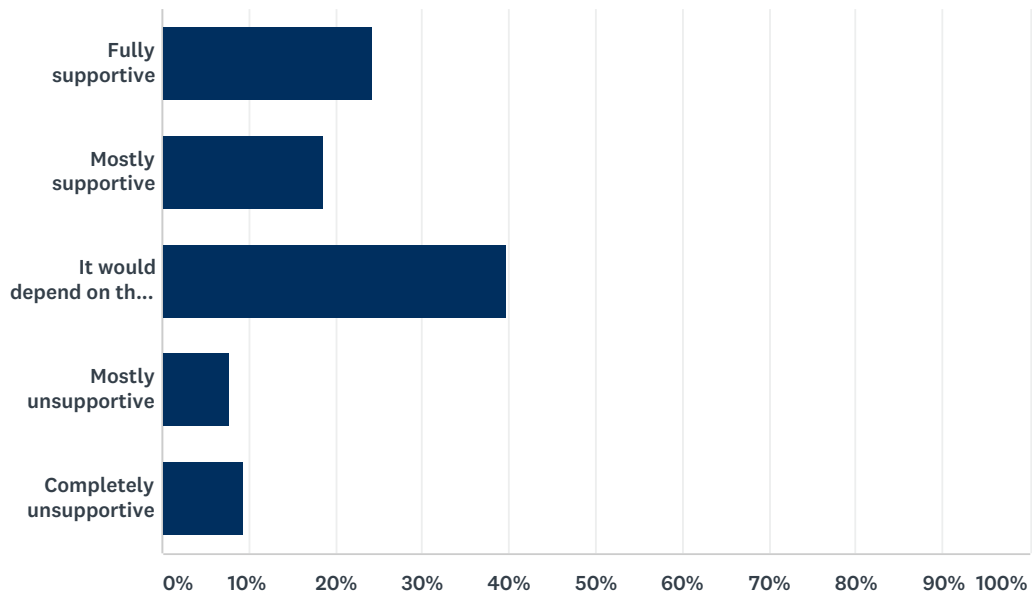
Answered: 92 Skipped: 1,079



ANSWER CHOICES	RESPONSES	
I am new to the Pittsford Central School District, first time voting	26.09%	24
I am a new qualified voter, first time voting	50.00%	46
None of the above	23.91%	22
TOTAL		92

Q20 How supportive would you be of a future Tax Cap Override if it was needed to maintain current programs?

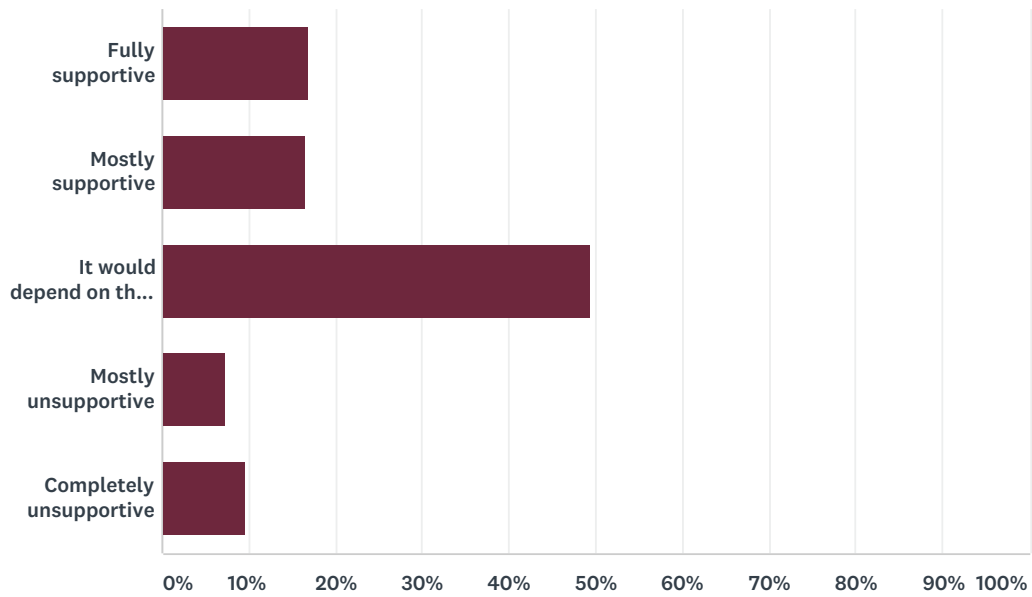
Answered: 1,127 Skipped: 44



ANSWER CHOICES	RESPONSES	
Fully supportive	24.31%	274
Mostly supportive	18.72%	211
It would depend on the specific programs involved	39.84%	449
Mostly unsupportive	7.72%	87
Completely unsupportive	9.41%	106
TOTAL		1,127

Q21 How supportive would you be of a future Tax Cap Override if it was needed to add new programs?

Answered: 1,126 Skipped: 45



ANSWER CHOICES	RESPONSES	
Fully supportive	16.96%	191
Mostly supportive	16.61%	187
It would depend on the specific programs involved	49.38%	556
Mostly unsupportive	7.37%	83
Completely unsupportive	9.68%	109
TOTAL		1,126