

Rock Styles Listening



Purposes of this assignment

- To become aware of some of the Early Rock-and-Roll and Classic Rock Artists.
- To use music vocabulary to describe pop music.
- To learn an easy (but advanced) Youtube feature that you could use for social media or to make your school projects look slick!

Step 1

- Go to Youtube and listen to at least 8-10 of the songs from the list below.
- Pick one that you find musically interesting. (be able to explain why)

Blues

Thrill is Gone - BB King

Early Rock and Roll/Rockabilly

La Bamba - Richie Valens

That'll be The Day - Buddy Holly and the Crickets

Chantilly Lace - the Big Bopper

Johnny B. Good - Chuck Berry

Stand By Me - Ben E. King

Great Balls of Fire - Jerry Lee Lewis

British Invasion

Eight Days a Week - The Beatles

Sgt. Peppers Lonely Heart Club Band - The Beatles

My Generation - The Who

Blackbird - Paul McCartney

Motown/Soul/R&B

I Want You Back - The Jackson

My Girl - The Temptaions

Superstition - Stevie Wonder

Midnight Train to Georgia - Gladys Knight
& the Pips

Folk Rock

Turn, Turn, Turn - The Byrds

Bubblegum Pop

Daydream Believer - Monkees

Surf Rock

Wipe Out - The Surfaris

Fun, Fun, Fun - The Beach Boys

Funk

Shinning Star - Earth, Wind, and Fire

Blues Rock

Layla - Derek and the Dominos

Psychedelic Rock

Purple Haze - Jimi Hendrix

Roots Rock

Old Time Rock and Roll - Bob Seger

Small Town - John Mellencamp

Hard Rock/Metal

Smoke on the Water - Deep Purple

Iron Man - Black Sabbath

Come Sail Away With Me - Styx

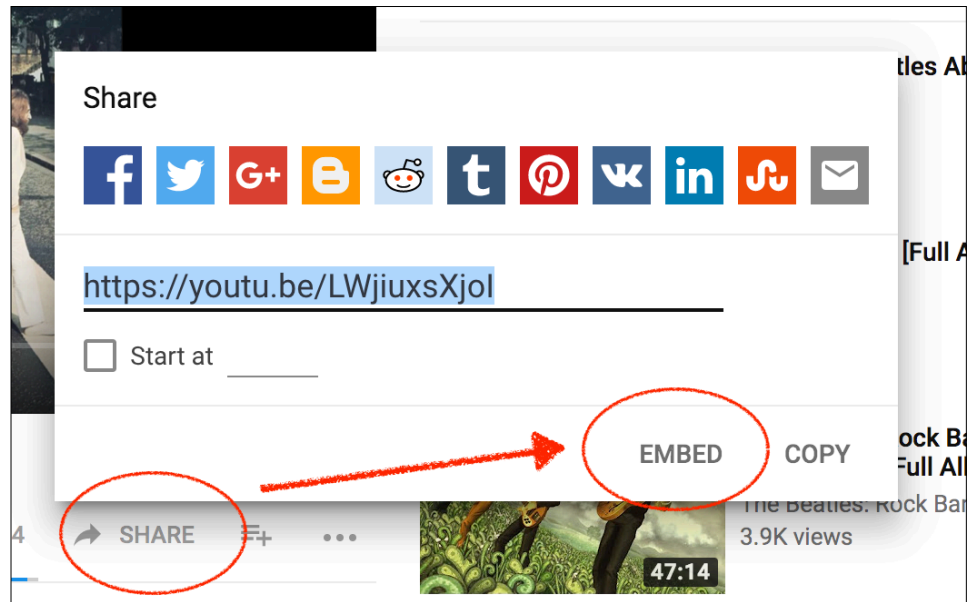
Sweet Child of Mine - Guns and Roses

Jazz Rock

Home at Last - Steely dan

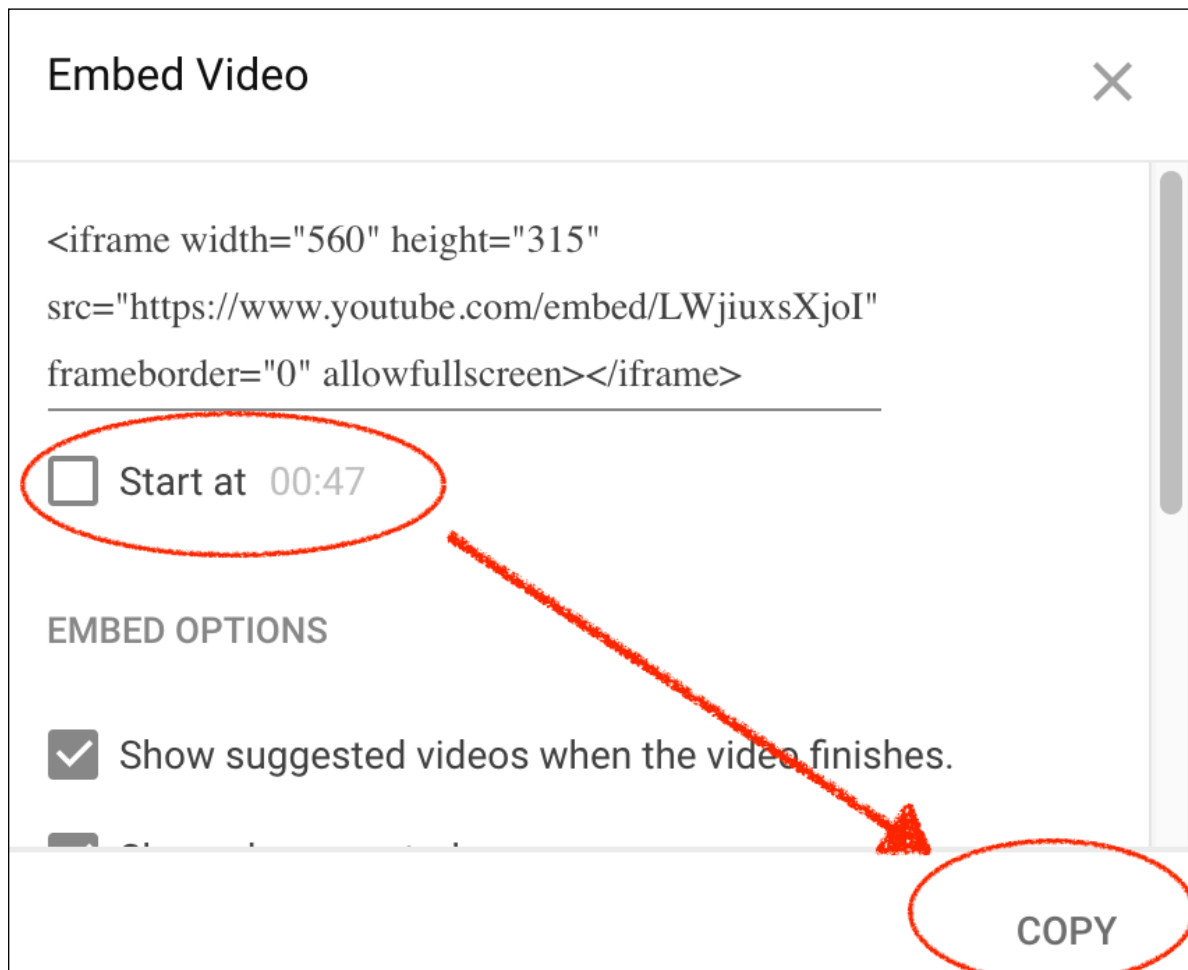
Step 2

- After you have picked a song, take note of a spot in the video that you find particularly interesting. (Does it have a cool guitar solo, or great drum fill? Does it show off the singers vocal style?)
- Take note of the time in the video (mm:ss)
- Click the **“Share Button”**
- Click the **“Embed”** button



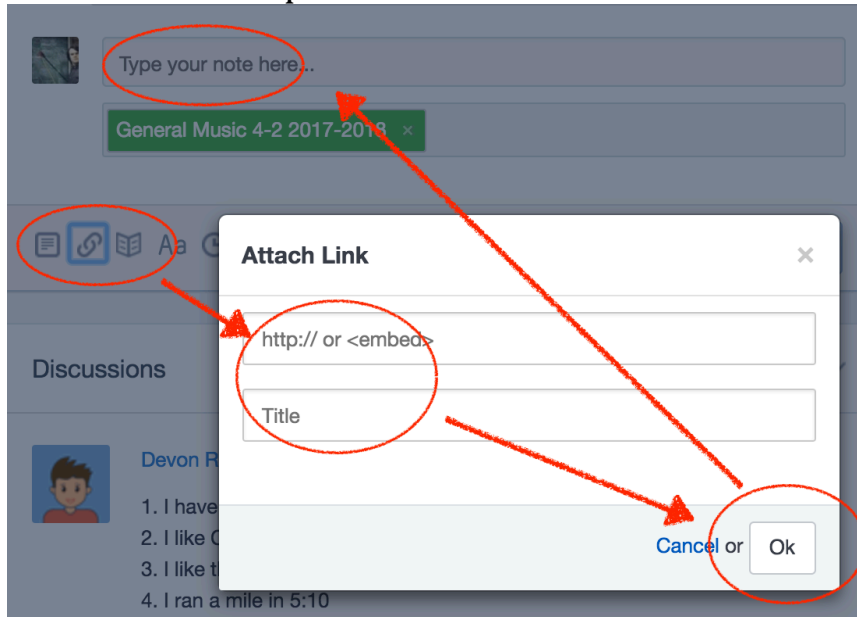
In the next window,

- Check the box next to the words “Start At.”
- Enter the time (mm:ss)
- Click the “Copy” button.



Step 3

- Go to Edmodo
- Click the Share Link Button, and paste the embed code that you copied from Youtube into the top text box.
- Enter the title of the song into the second text box.
- Click OK
- In the field "Type your note here..." type comments to your classmates about why you picked this song. (Yes, you are being graded on the quality of your comments.)
 - Use 2-3 complete sentences.
 - Use musical terms from the posters in the room in a thoughtful way.
 - Be specific.



Step 4

- After you have posted your clip, listen to your classmates' posts.
- Post **thoughtful questions** to several of your classmates' post Here are some starters:
 - I wonder why....
 - I notice that this is similar to (another song.) Are they connected?
 - Why does this song sound so different from _____, another song in the same category?
 - I notice that _____. What influenced them to _____?
 - This line in the song really caught my attention. What was going on in the world or the artist's life that influence the lyrics?
 - This band uses the instrument _____. You don't see that in many modern bands. Why not?
 - The tone of the band/singer/instrument is very _____. Why? How?(These are just starters. Don't limit yourself). Anything thought-provoking about the lyrics, the instruments, the costumes, the technology, their influences.)

Step 5

- After you have posted a few thoughtful questions, try to answer a few questions from your classmates.
- Use the internet, and make sure **to include the web address where you found information**. State your **answers in your own words**.