

Five Year Survey Class of 2018

Presentation

Survey Administered

January 2023

Compiled by Jeff Cimmerer
and the PCSD Data Team

Pittsford Schools



Five Year Survey – Class of 2018

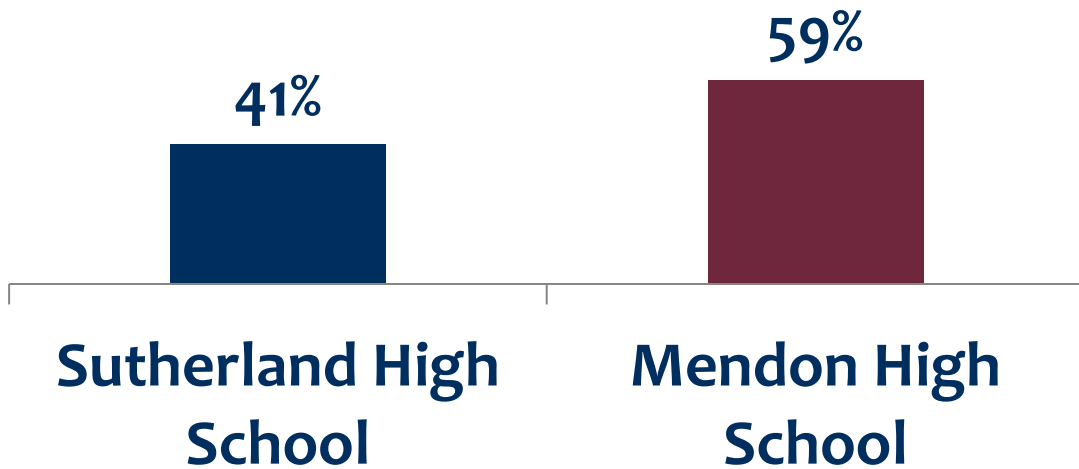
Met with counselors from both high schools to review the survey process
(January 2023)

The 5 Year survey was distributed to the class of 2018 via Naviance as the communication tool while using Survey Monkey as the data collection tool
(January 2023)

One reminder was sent via email through the counselors using Naviance

Five Year Survey - High School Representation

From which Pittsford School did you graduate?



Percent of self-selected sample responses

Received **106** responses:

SHS responses = **43**

MHS responses = **63**

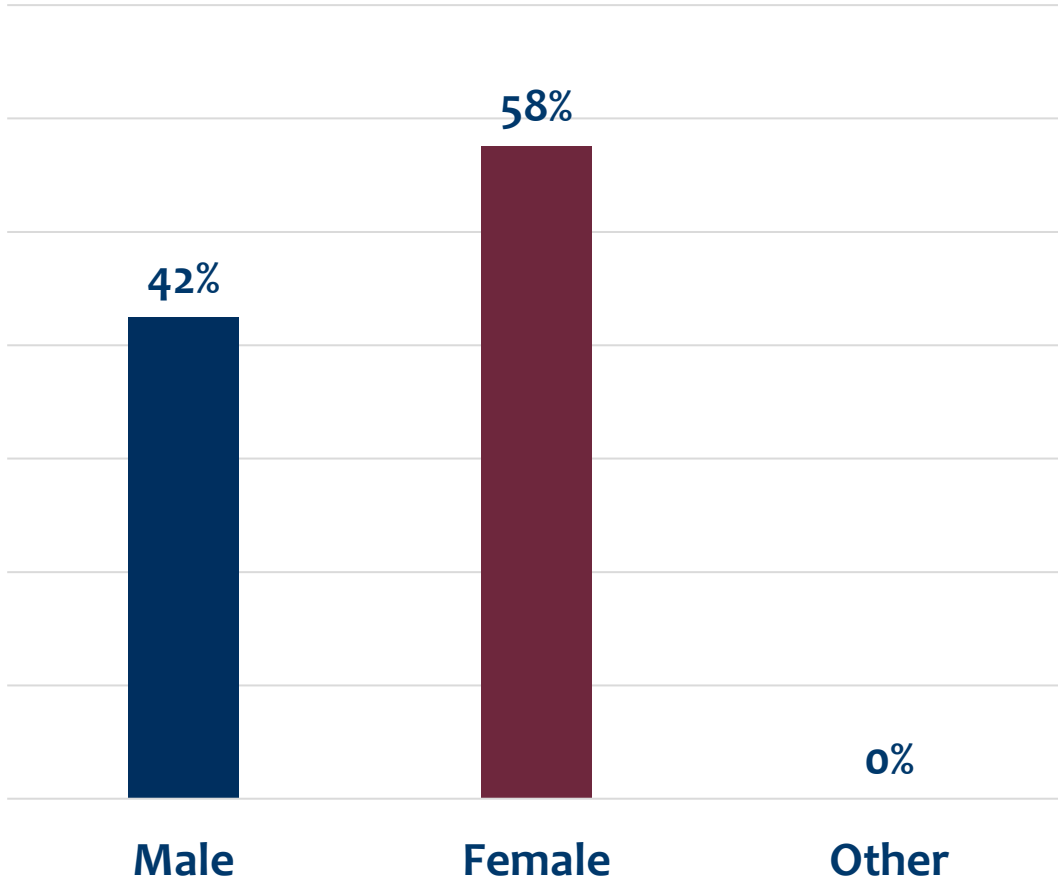
Anonymous responses = **0**

Overall, this represents a 22% response rate.

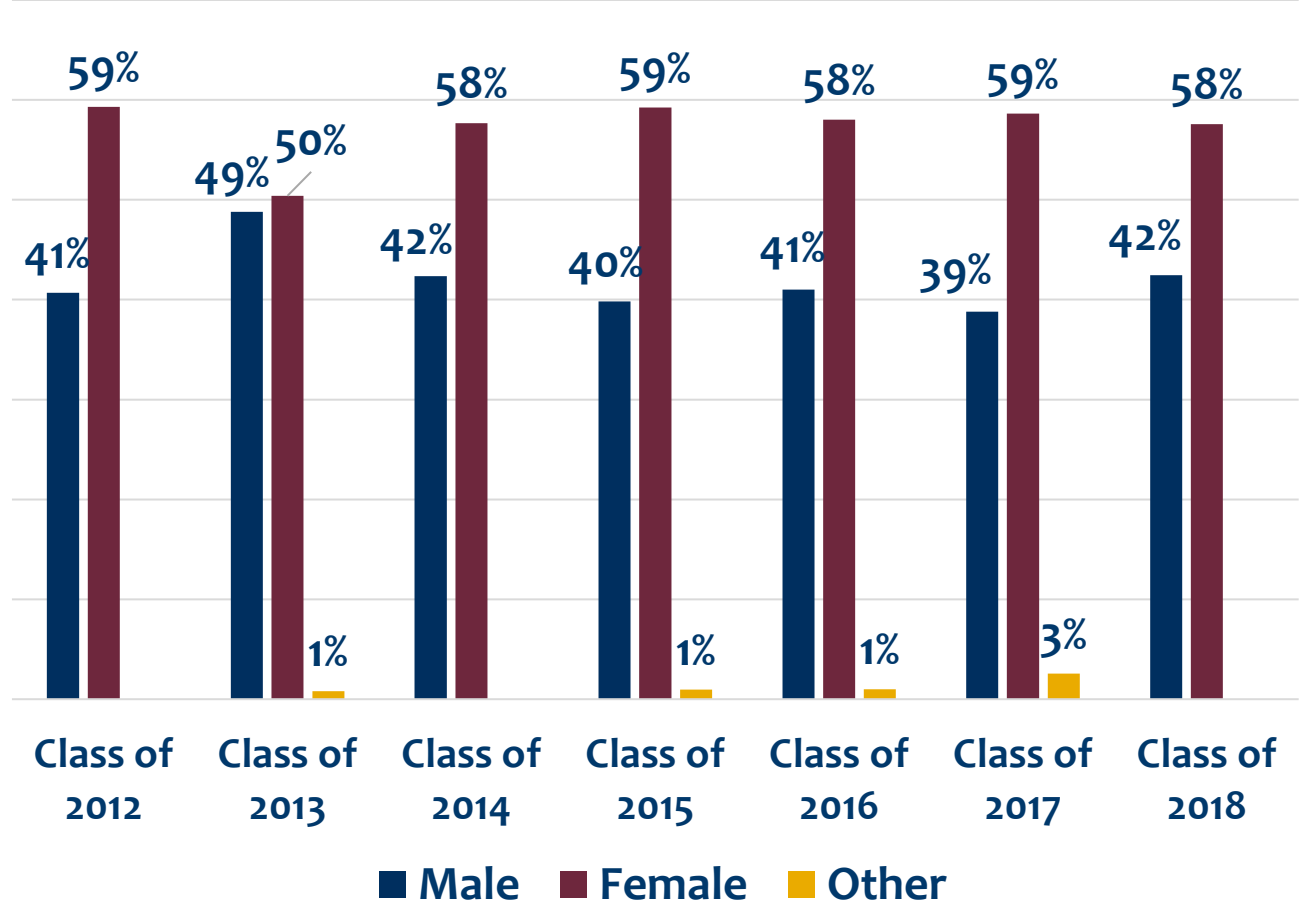
251 potential Mendon students +
240 potential Sutherland students =
491 (106/491=.2158)

Gender (Optional questions)

Class of 2018 Gender Responses



Historical Gender Responses

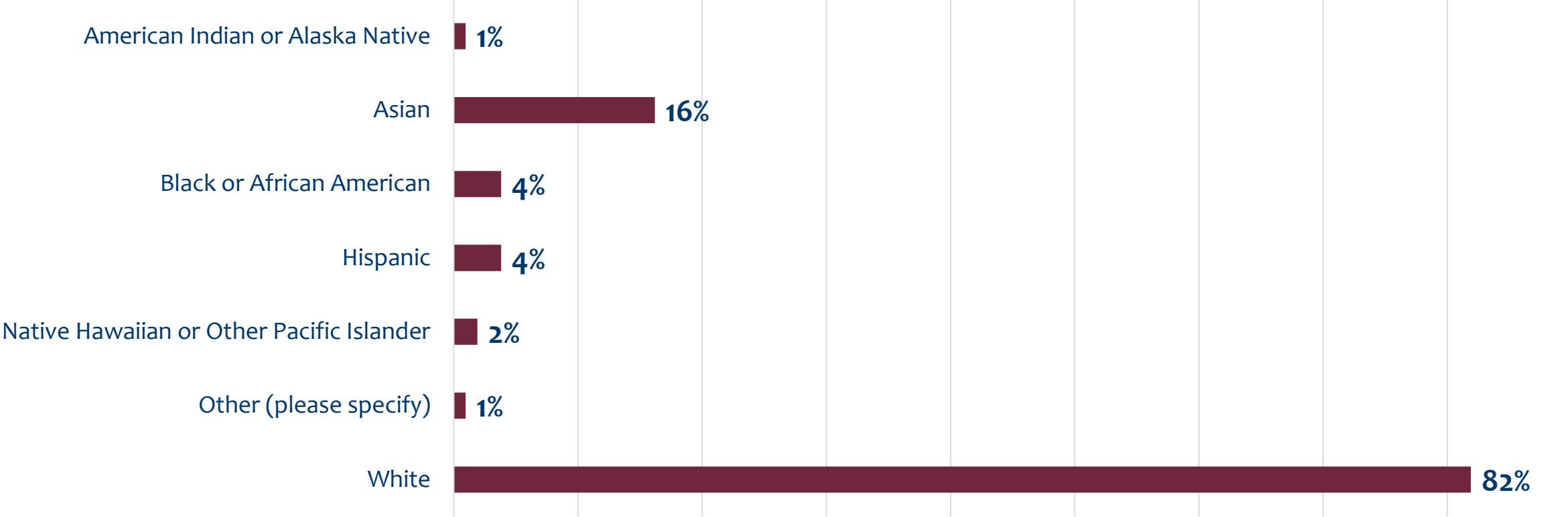


Question 3
106 Responses

Race and Ethnicity

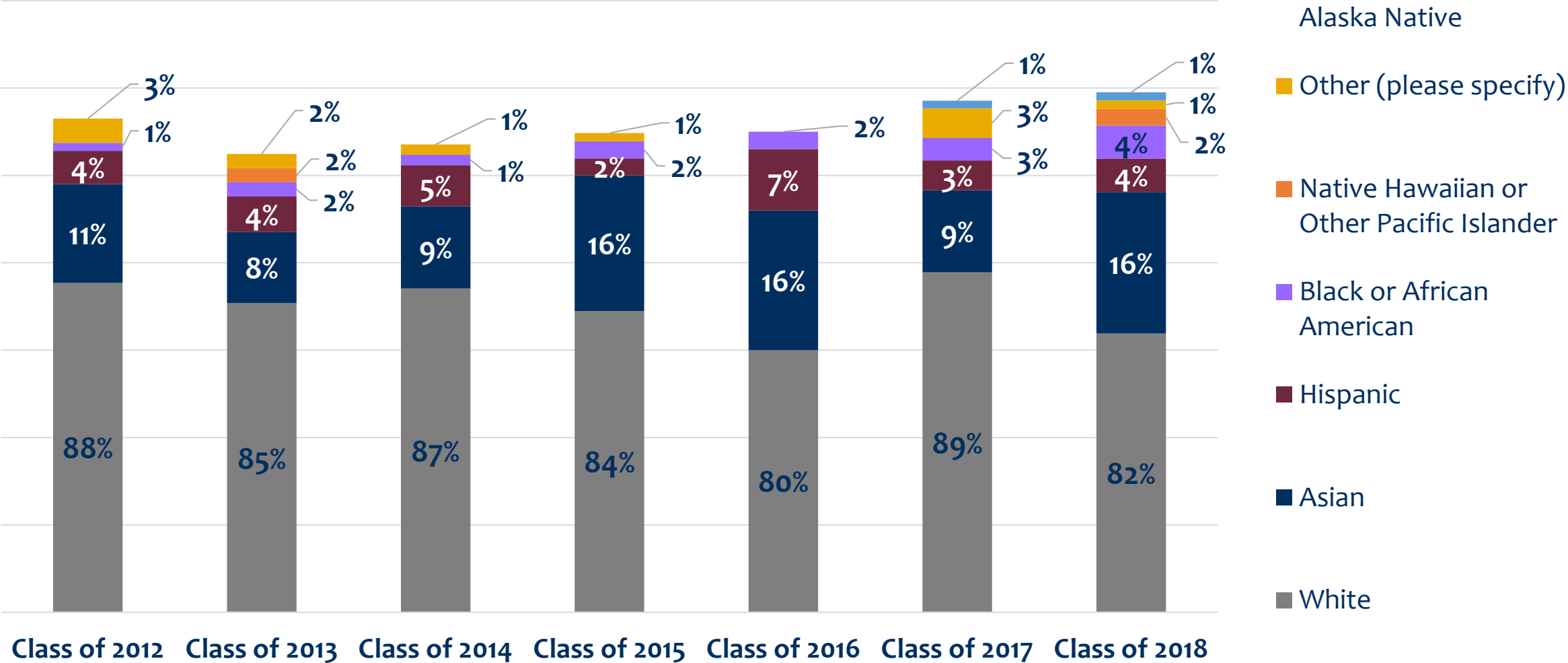
(Optional question)

Class of 2018 Race and Ethnicity Responses



Race and Ethnicity (Optional question)

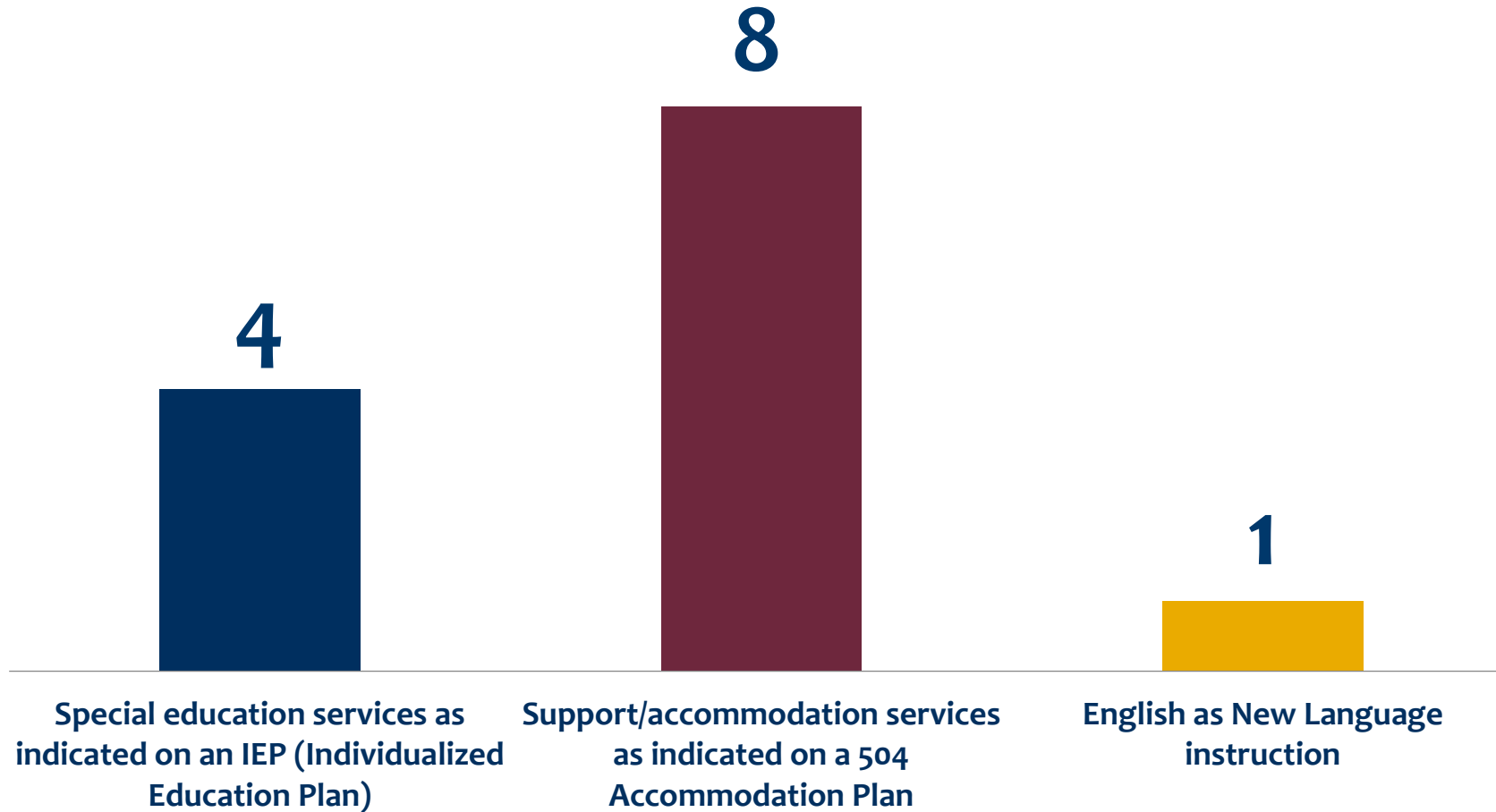
Race and Ethnicity Historical Responses



Question 4
105 responses

Graduates could choose more than 1 response

“Did you receive any of the following special services while attending Pittsford Schools?” (Check all that apply)



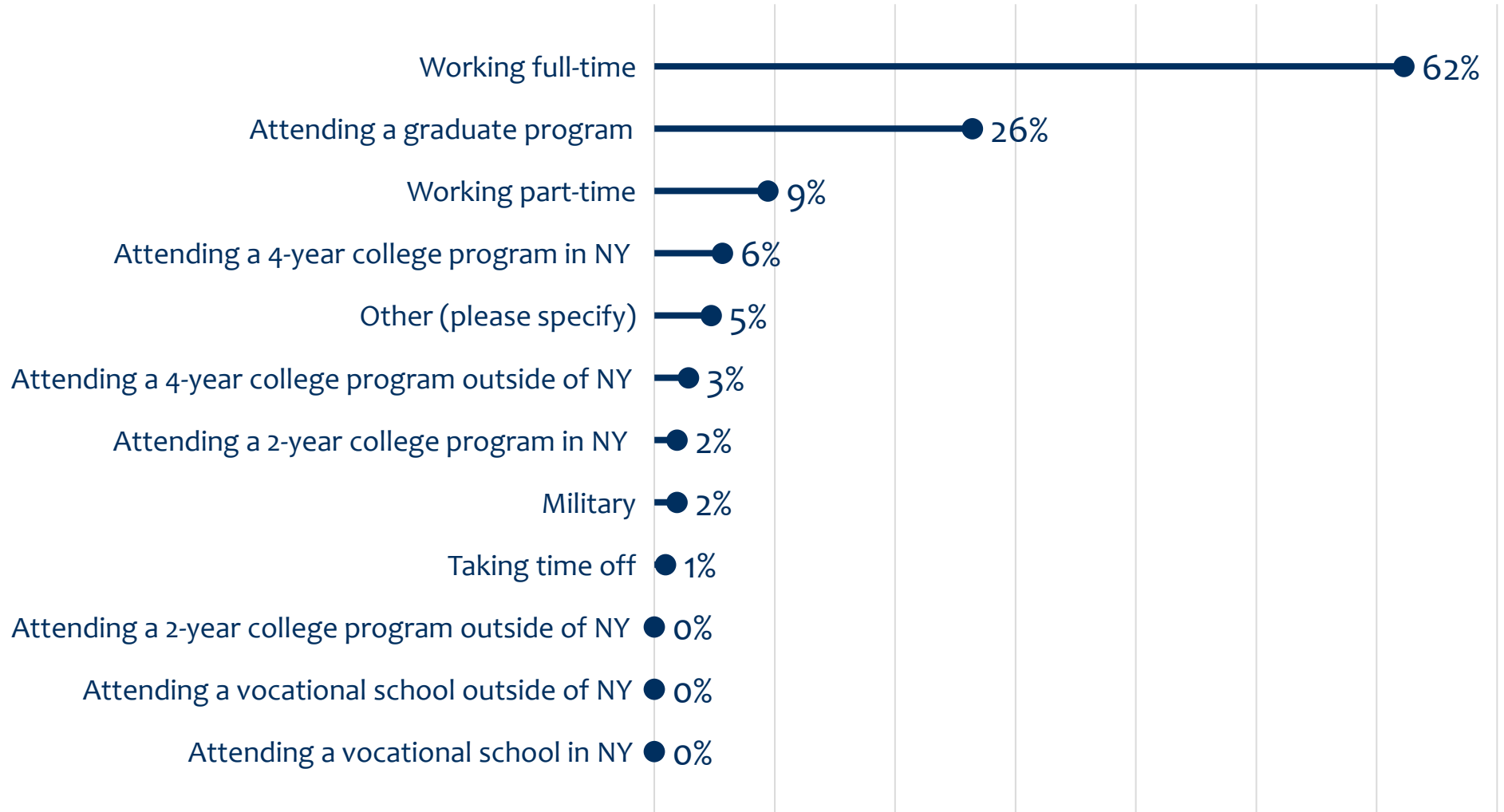
Question 5
13 responses

**“Were you part of the Urban-Suburban Program
while in Pittsford Schools?”**

2 students said:

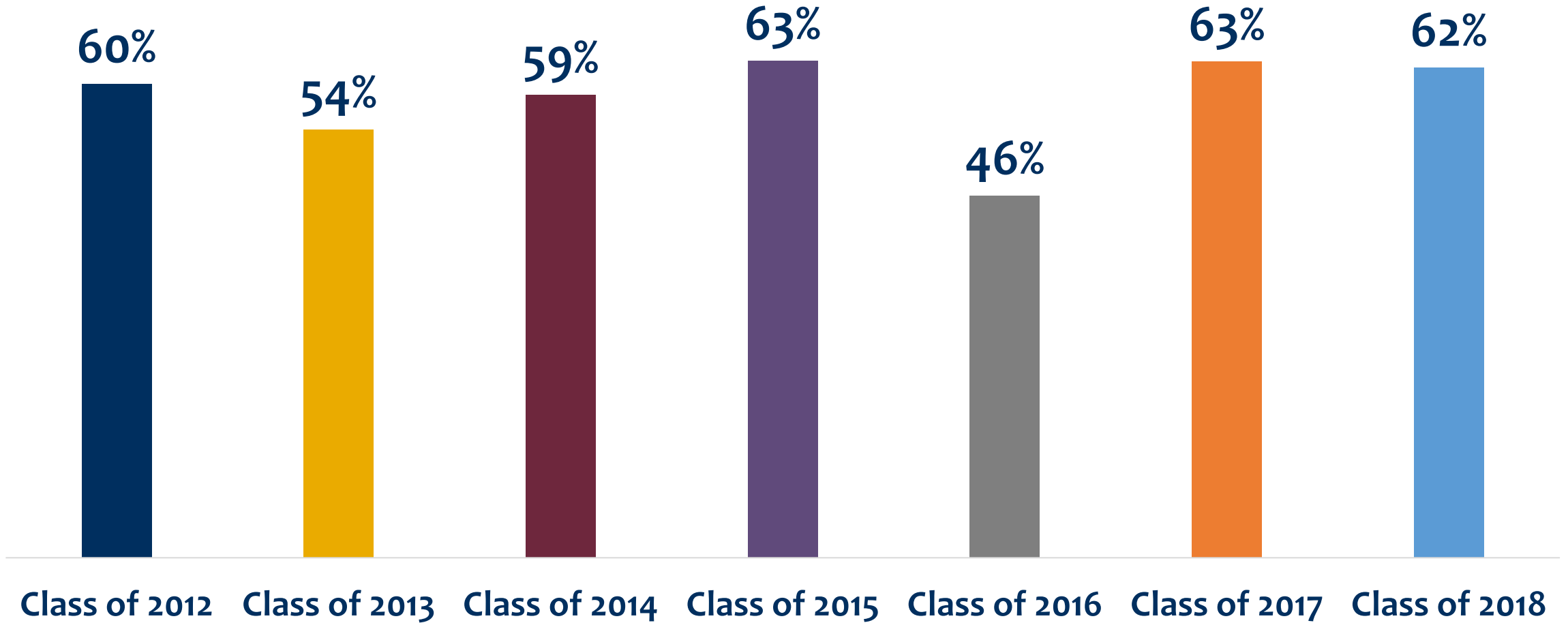
“Yes”

“Please indicate your current status.”



Historical comparison of the survey question “Please indicate your current status.”

Working full-time



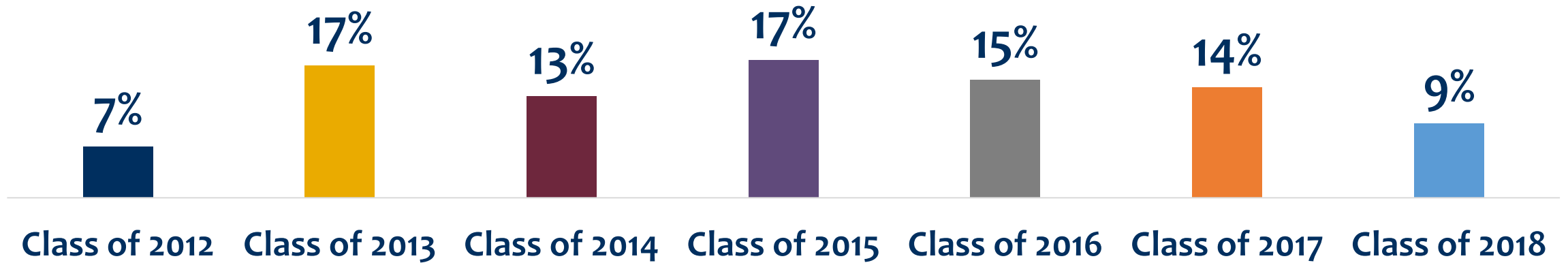
Question 7
106 responses

May select more than one response

Pittsford Schools

Historical comparison of the survey question “Please indicate your current status.”

Working part-time



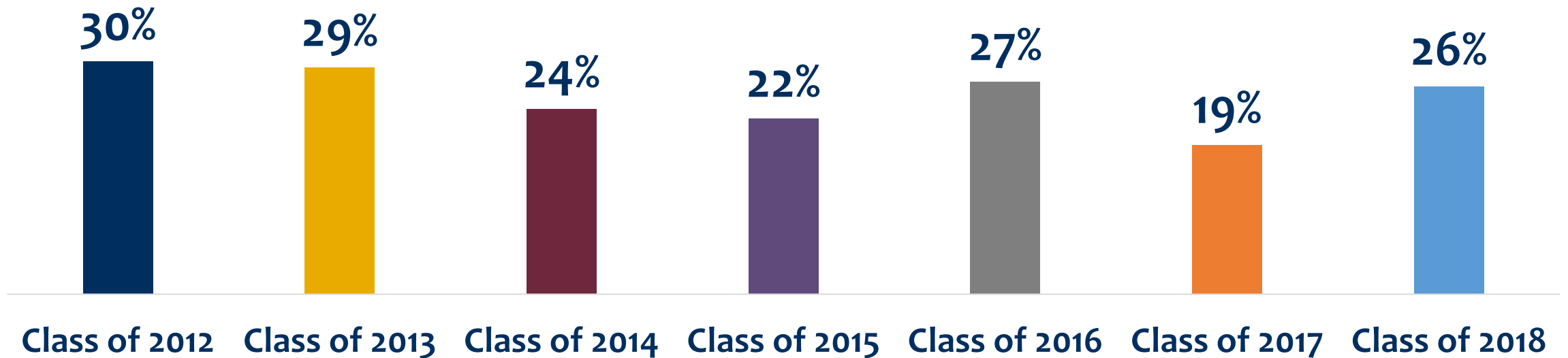
Question 7
106 responses

May select more than one response

Pittsford Schools

Historical comparison of the survey question “Please indicate your current status.”

Attending a graduate program



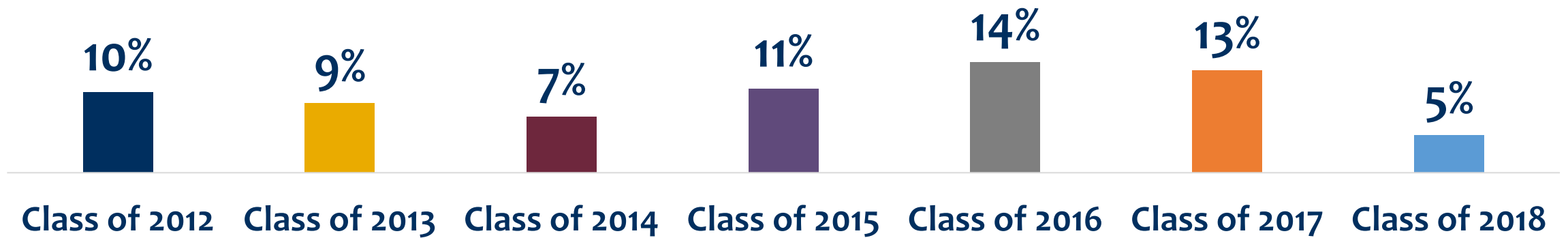
Question 7
106 responses

May select more than one response

Pittsford Schools

Historical comparison of the survey question “Please indicate your current status.”

Other (please specify)



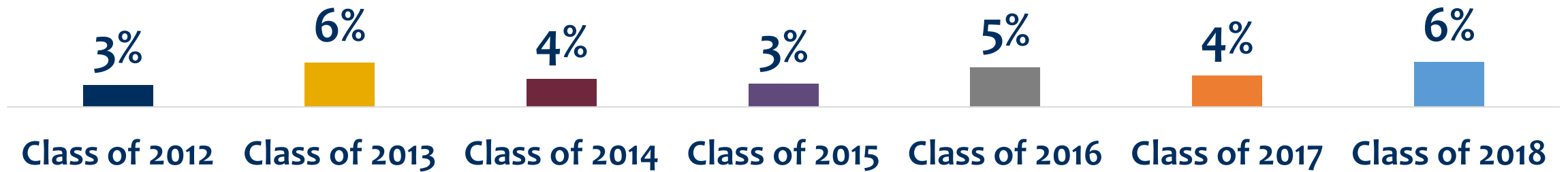
Question 7
106 responses

May select more than one response

Pittsford Schools

Historical comparison of the survey question “Please indicate your current status.”

Attending a 4-year college program in NY



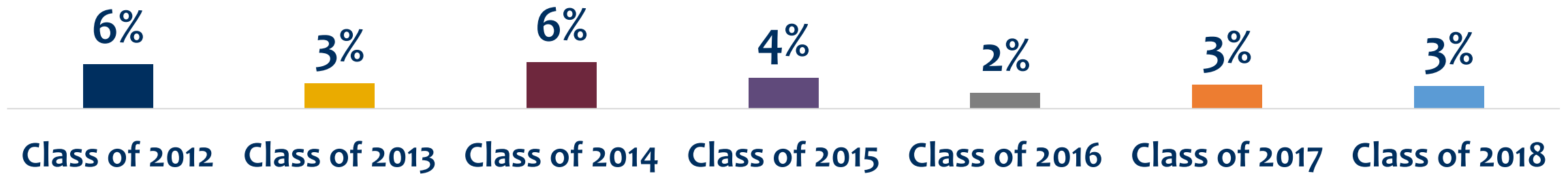
Question 7
106 responses

May select more than one response

Pittsford Schools

Historical comparison of the survey question “Please indicate your current status.”

Attending a 4-year college program outside of NY



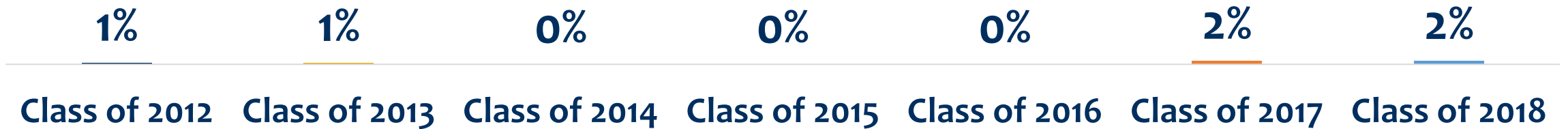
Question 7
106 responses

May select more than one response

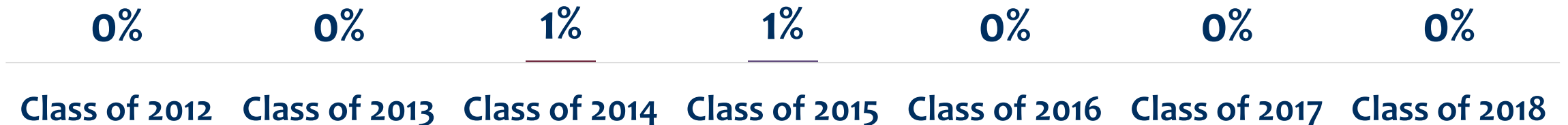
Pittsford Schools

Historical comparison of the survey question “Please indicate your current status.”

Attending a 2-year college program in NY

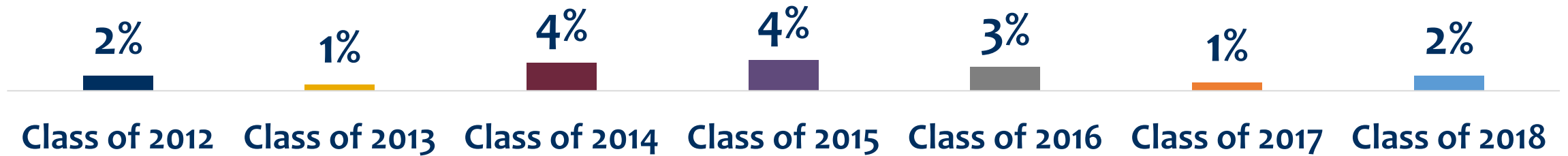


Attending a 2-year college program outside of NY



Historical comparison of the survey question “Please indicate your current status.”

Those attending military



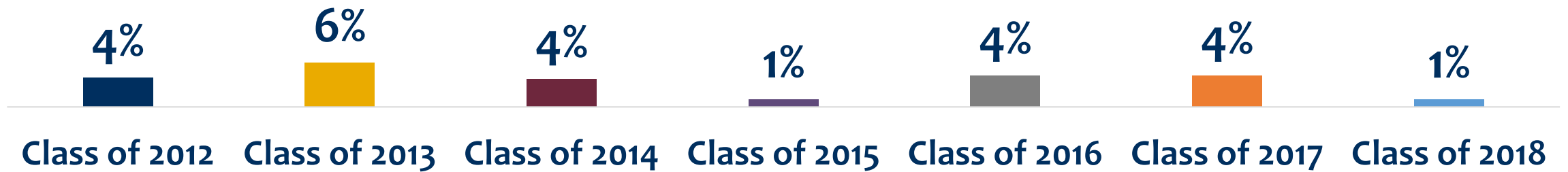
Question 7
106 responses

May select more than one response

Pittsford Schools

Historical comparison of the survey question “Please indicate your current status.”

Taking time off



Question 7
106 responses

May select more than one response

Pittsford Schools

Historical comparison of the survey question “Please indicate your current status.”

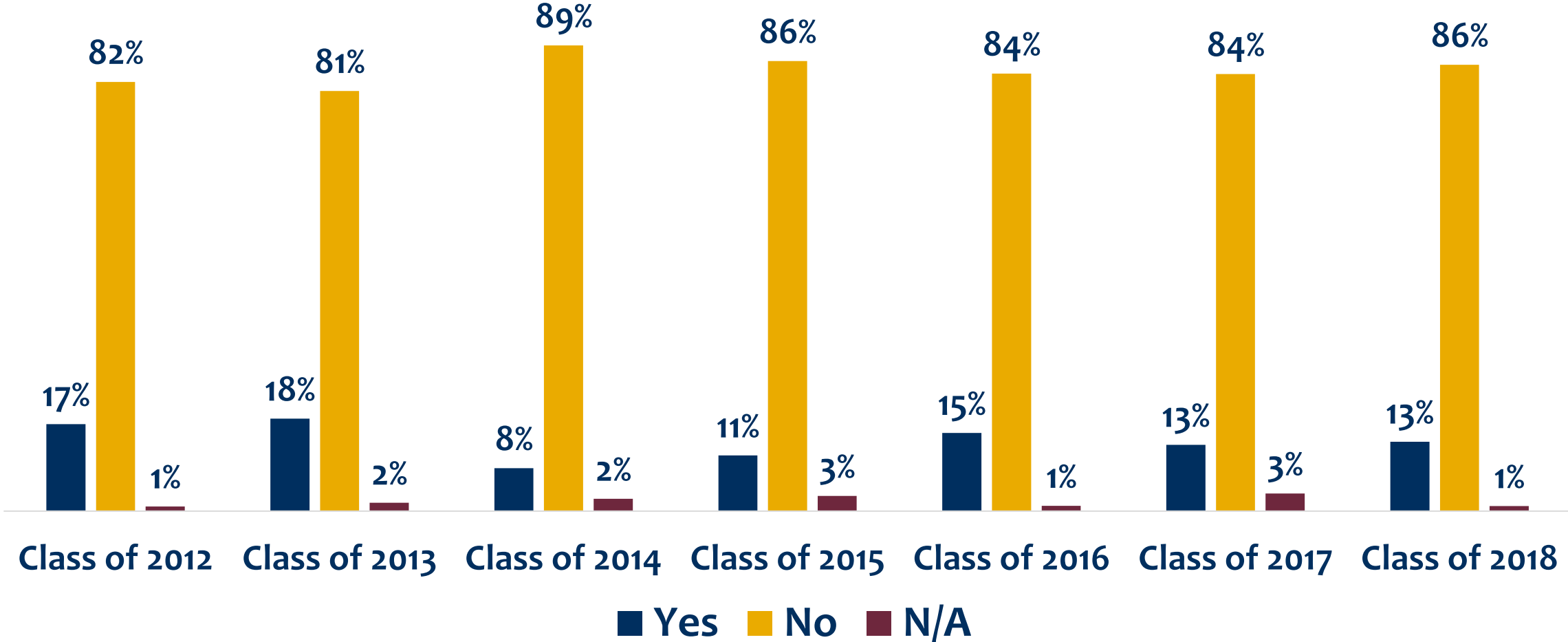
Attending a vocational school in NY

0%	0%	0%	0%	0%	0%	0%	0%
Class of 2012	Class of 2013	Class of 2014	Class of 2015	Class of 2016	Class of 2017	Class of 2018	

Attending a vocational school outside of NY

1%	0%	0%	0%	1%	0%	0%
Class of 2012	Class of 2013	Class of 2014	Class of 2015	Class of 2016	Class of 2017	Class of 2018

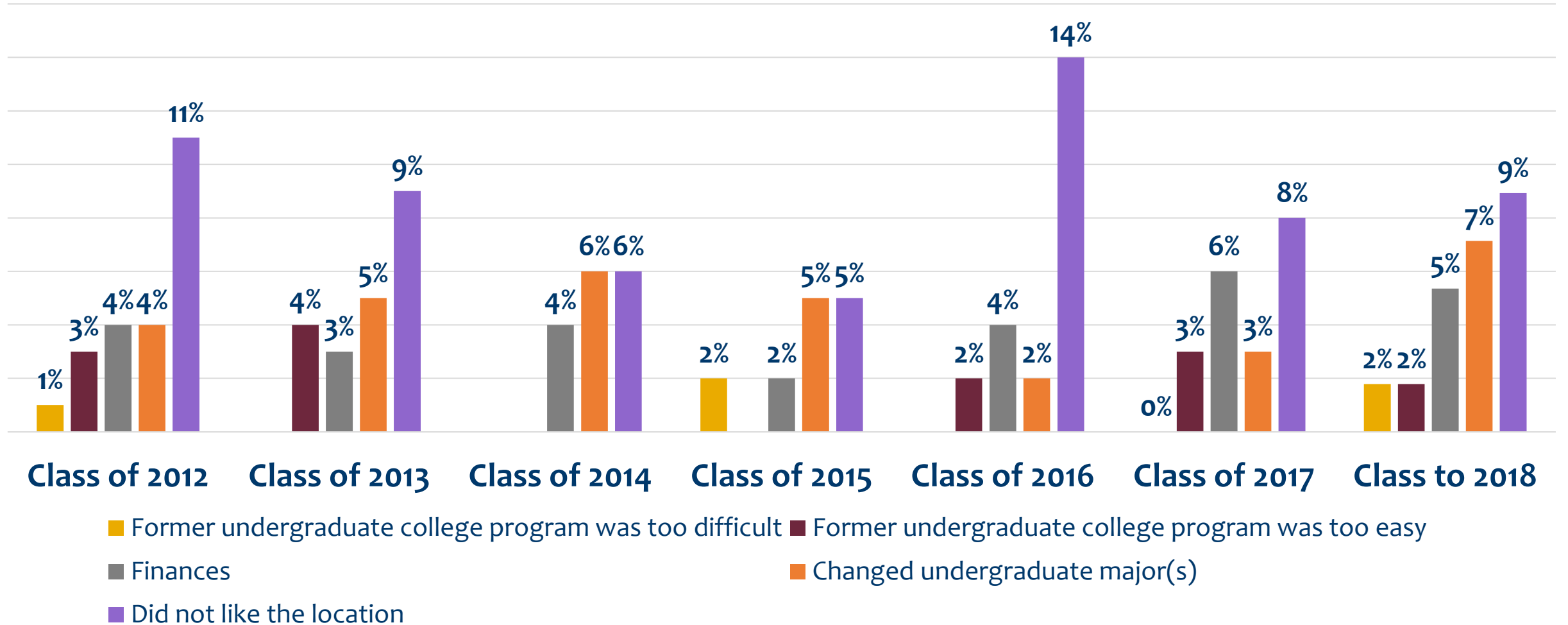
Historical comparison of the survey question “Did you change colleges during your undergraduate experience?”



Question 8
105 responses

Total may exceed 100% due to rounding

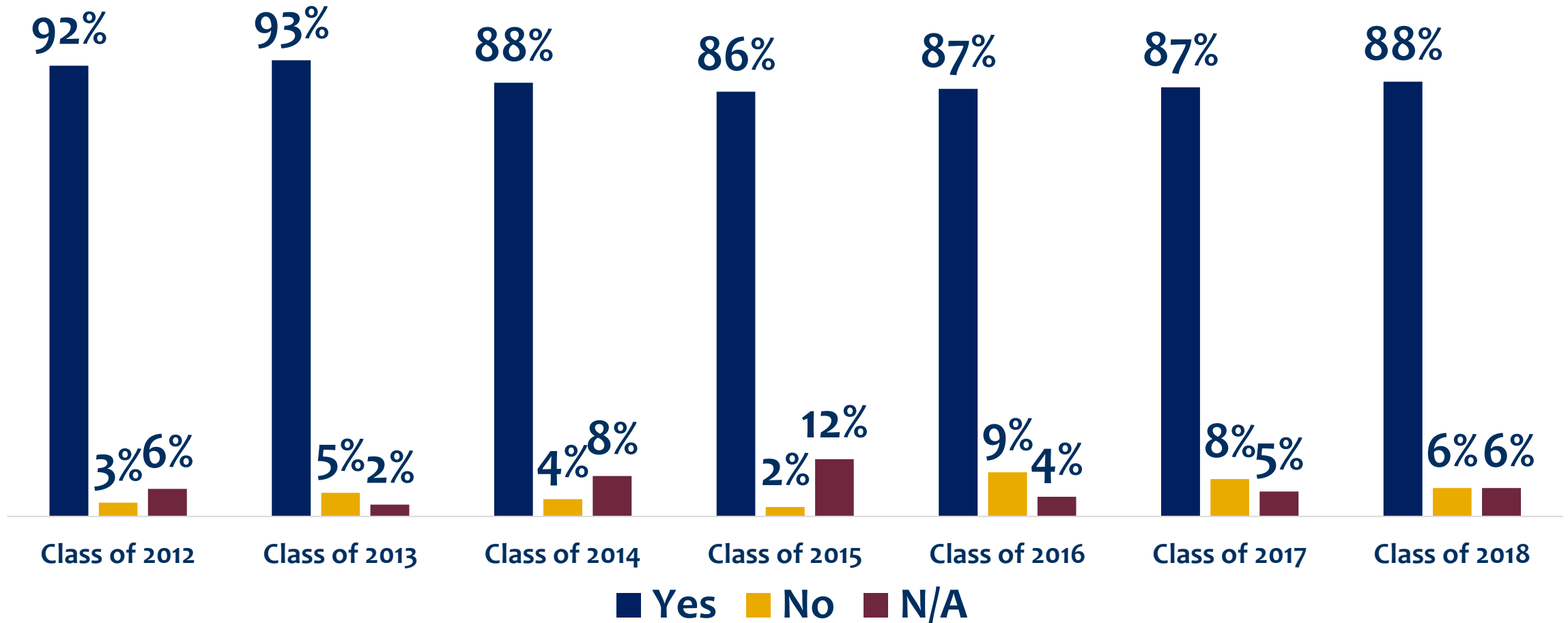
Historical comparison of the survey question “If you transferred to a different college, why?”



Question 9
56 responses

May select more than one response

Historical comparison of the survey question “If you attended a 2-year or 4-year college program, did you complete your degree?”



Question 10
104 responses

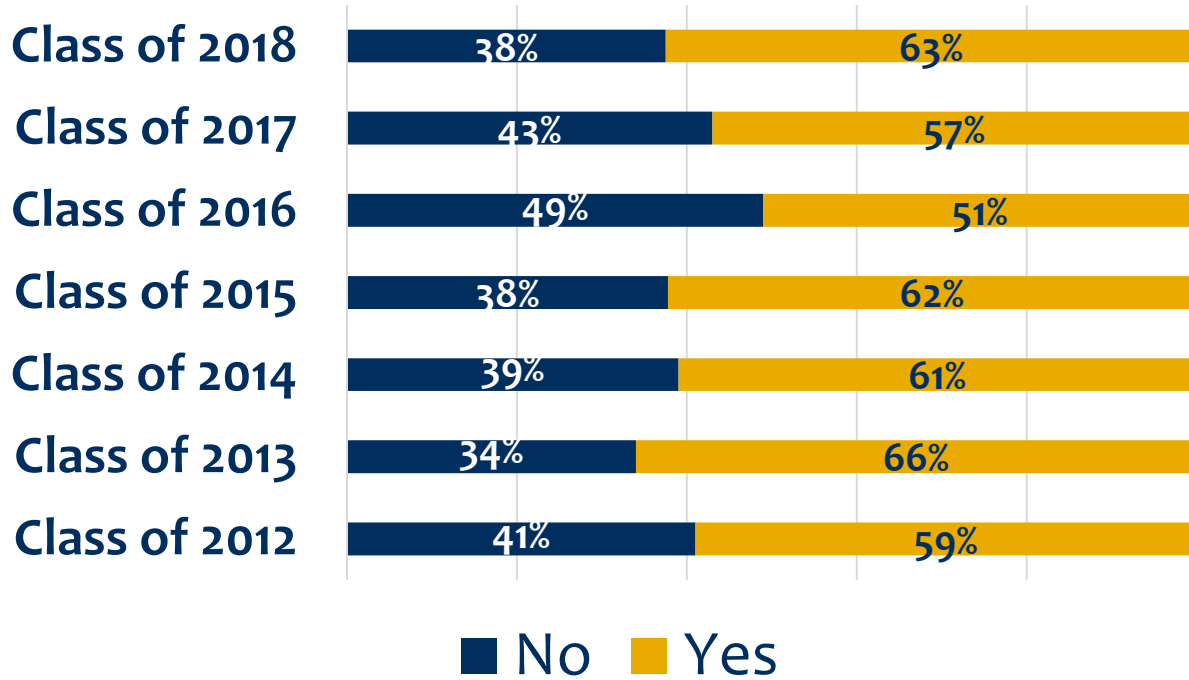
Total may exceed 100% due to rounding

“If you have graduated from college or are currently enrolled in an undergraduate program, what is/was your major/minor?”

Sciences	Count	Arts & Humanities	Count	Business-related	Count	Math & Engineering	Count	Healthcare	Count	Public Service	Count
Applied Data Science	1	Commercial Illustration	1	Business Administration	8	Accounting	5	Integrative Physiology	1	Community Development	1
Biobehavioral Health	1	Creative Advertising	1	Communication	1	Bioengineering	1	Kinesiology	1	Criminal Justice	3
Biochemistry	1	English	2	Corporate Finance and Accounting	1	Biomedical Engineering	1	Nursing	2	Public Policy	1
Biology	4	Environmental Writing and Rhetoric	1	Digital Information and Applications	1	Chemical Engineering	1	Nutrition	1	Public Relations	1
Biotechnology	1	Film and Television	1	Finance	4	Economics	7	Occupational Therapy Assistant	1		
Brain and Cognitive Sciences	1	French	3	Healthcare Administration	3	Electrical	1	Physician Assistant	1		
Chemistry	5	Game Design and Development	1	Information Networking and Technology	1	Industrial Engineering	2	Public Health	1		
Computer Engineering	1	Gender	1	Information Systems	1	Mathematics	2				
Computer Science	6	Graphic Design	2	Journalism	1	Mechanical Engineering	7				
Education	6	History	4	Leadership Development	1	Microeconomics	1				
Engineering Management	1	International Studies	3	Legal Studies	1	Operations Research	1				
Environmental Studies	5	Jazz Vocal Performance	1	Management	2	Software Engineering	1				
Health Science	3	Literacy	1	Marketing	5	Statistics	2				
Marine Science	1	Musical Theatre	1	Media	1	Aerospace	1				
Medical Science	1	Religious Studies	1	Public leadership	1						
Military Science	1	Sexuality and Women’s Studies	1	Strategic communication	1						
Neuroscience	1	Sociology	5								
Political Science	5	Spanish	4								
Psychology	16	Studio Art	1								
Sport Management	1	Theater	1								
Sustainability and Global Health	1	Women and Gender Studies	1								
Grand Total By Category	64		37		33		32		8		6

Question 11
100 responses
See handout for comprehensive list

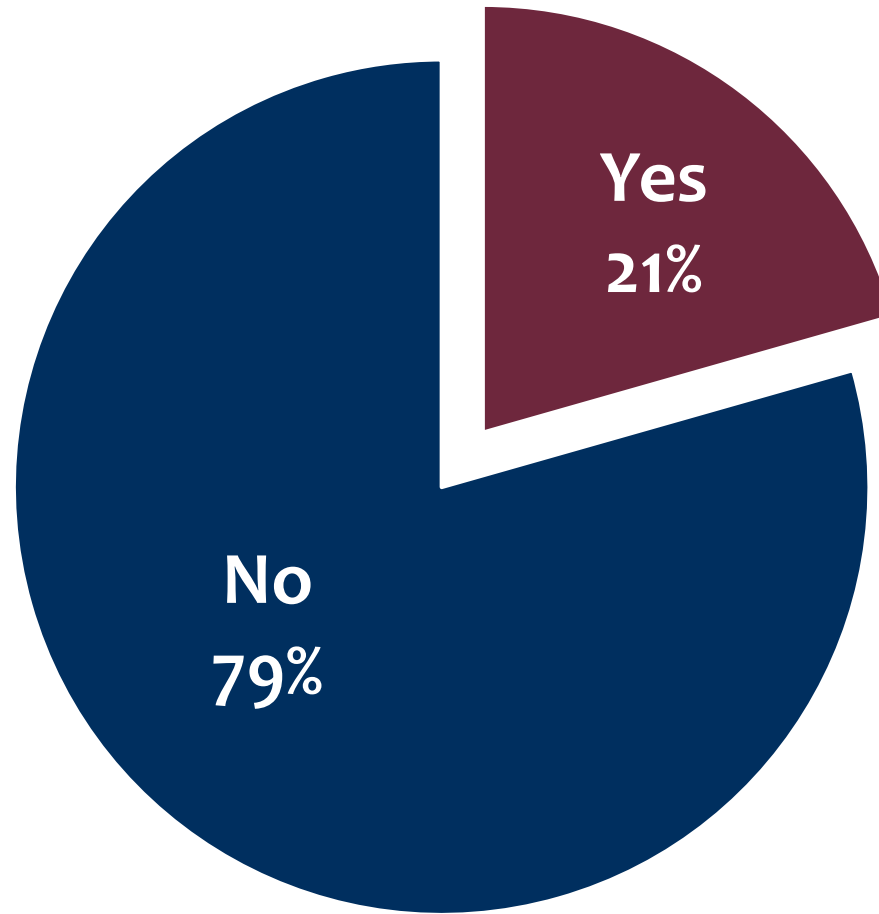
“Are you employed in the field of your major or vocational training? If employed, what do you do for work?”



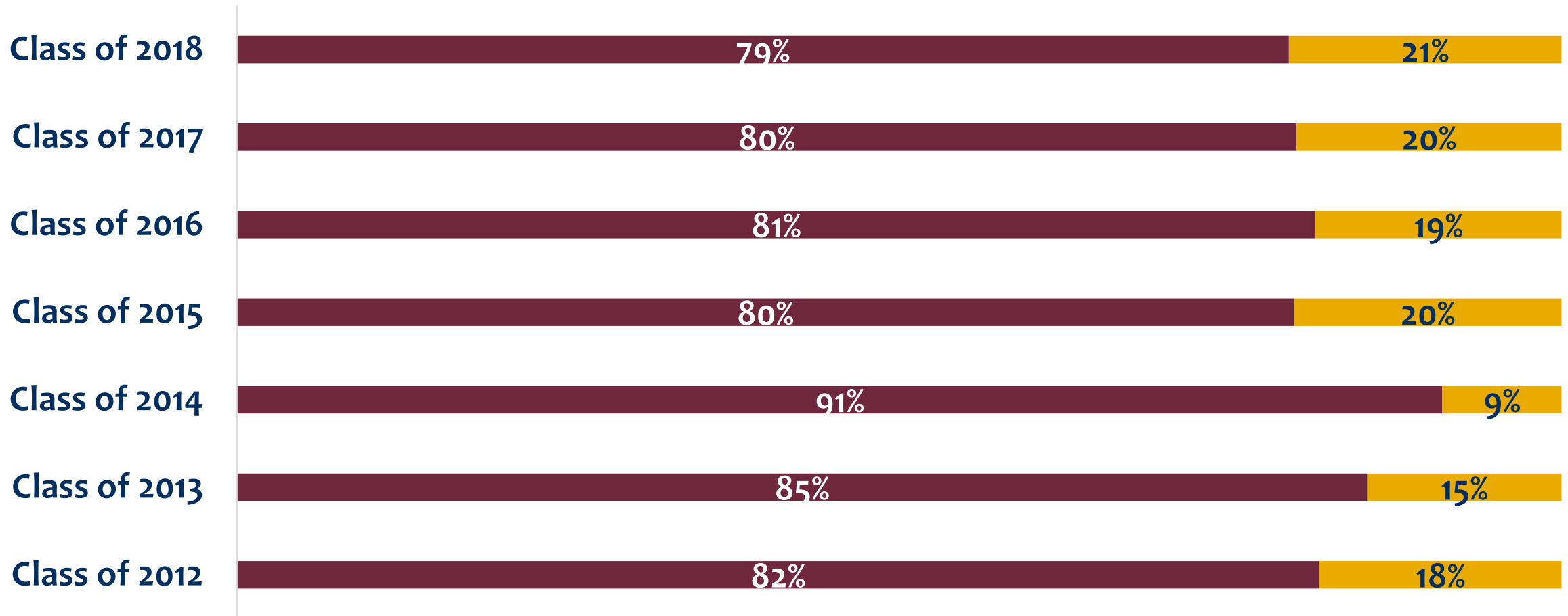
“Trends” from comments:

- 9 Business (Sales, Finance, CPA)
- 9 Engineer (Software, Mechanical)
- 8 Nurse/Hospital
- 5 Teaching
- 5 Research
- 4 Legal or Law
- 4 Analyst

“Have you changed jobs since graduation?”



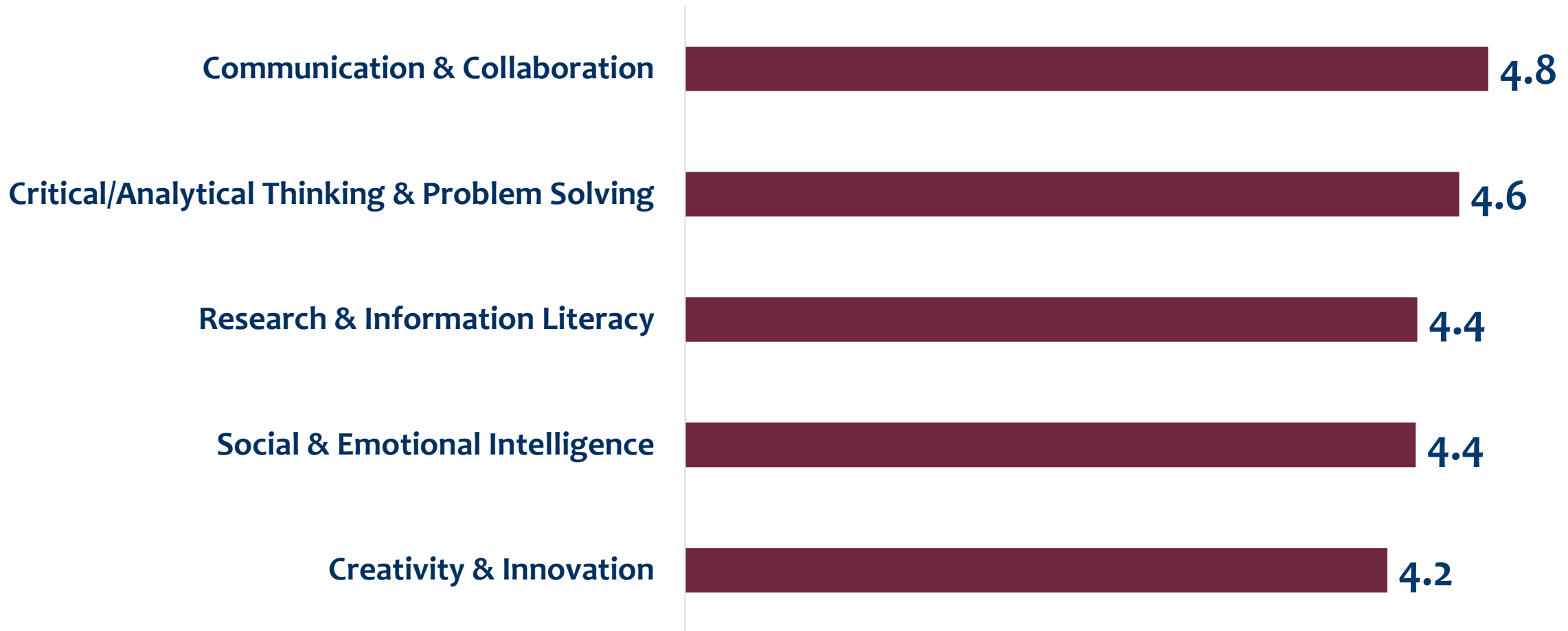
Historical comparison of the survey question “Have you changed jobs since graduation?”



Question 13
102 responses

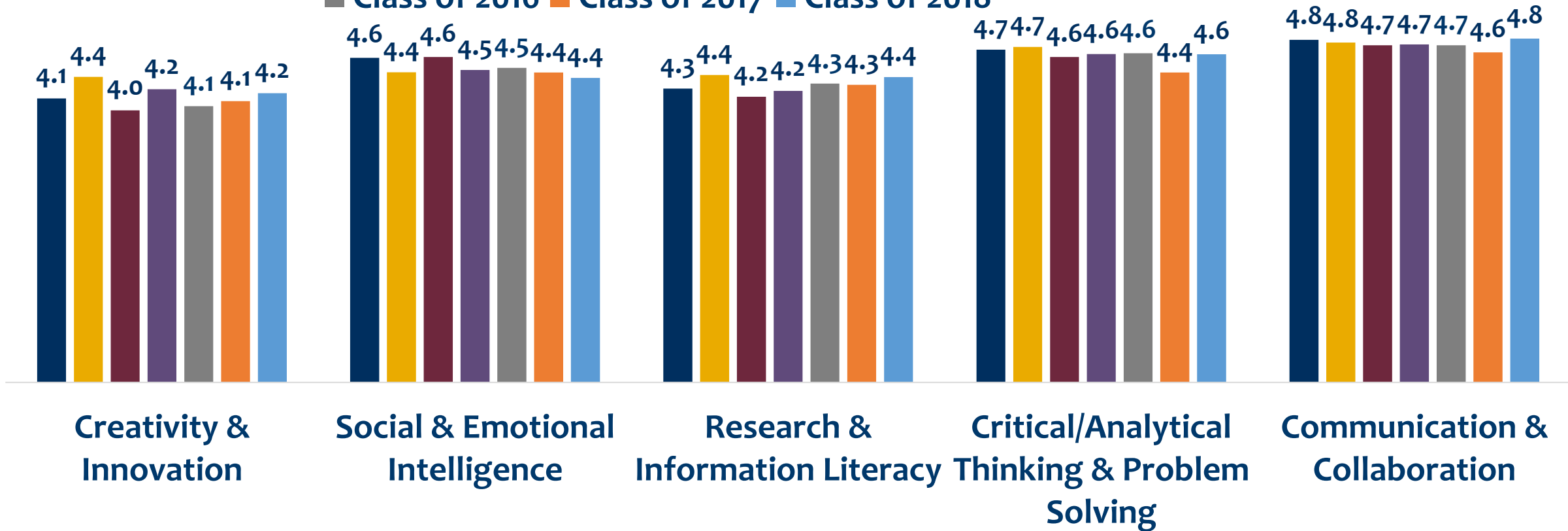
■ No ■ Yes

“Please rate the following: The below listed skills are relevant in my life/work today.”



Historical comparison of the survey question “Please rate the following: The below listed skills are relevant in my life/work today.”

■ Class of 2012 ■ Class of 2013 ■ Class of 2014 ■ Class of 2015
■ Class of 2016 ■ Class of 2017 ■ Class of 2018



“What technology tools do you currently use/access most?”

Themes that emerged:

32 out of **94** responses mentioned they use Microsoft Office *similar to the classes of 2013, 2014, 2015, 2016 and 2017.*

9 mentioned Google tools.

31 out of **92** responses mentioned a personal computer.

14 graduates listed a phone *similar to the classes of 2013, 2014, 2015, 2016 and 2017.*

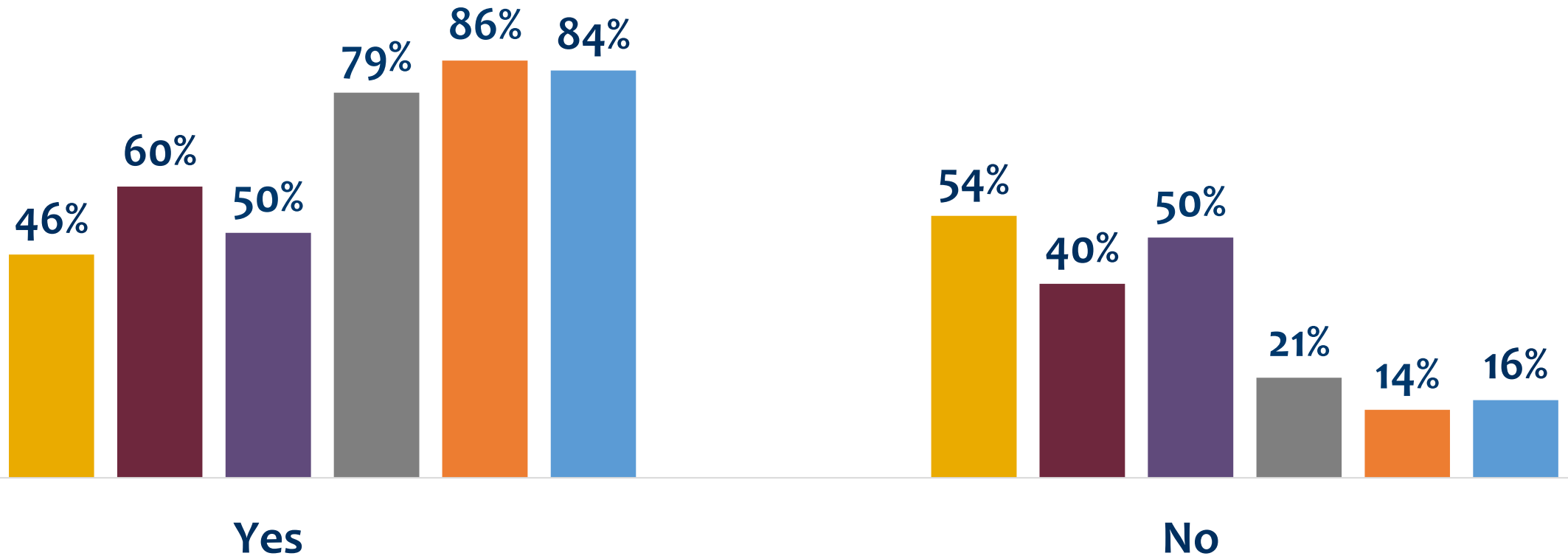
8 mentioned programming languages. (MATLAB, Python, VS Code)

4 mentioned medical or law research databases.

3 mentioned Adobe programs which is a noticeable decline from past years.

1 mentioned Zoom (considerably less when compared to the last few years.)

Historical comparison of the survey question “Since you've graduated from high school, have you taken an online course?”



■ Class of 2012 ■ Class of 2013 ■ Class of 2014 ■ Class of 2015 ■ Class of 2016 ■ Class of 2017 ■ Class of 2018

Question 17
106 responses

Question was added to the survey in 2013; no 2012 data

Pittsford Schools

“What advice would you give to a high school student today?”

Themes that emerged from responses:

Explore interests and different coursework; you have choices and options. 22 Graduates

e.g., “Do not let your friends influence you on where to go to college. Name is not everything. Stay close to home or choose a city that you want to live in longer term. It is okay to not go to college, but continue education somehow in a different way right after high school – example, a trade school or certification program.”

“Relax,” “Slow down,” “Be Happy,” or “Enjoy it.”

Focus on life balance and mental health. 17 Graduates

e.g., “I recommend refining your time management skills and using your best judgement on when it's a good time to relax and when it's vital to focus on school-work.”

Good study skills and work hard pay off in college; you will be well prepared. 14 Graduates

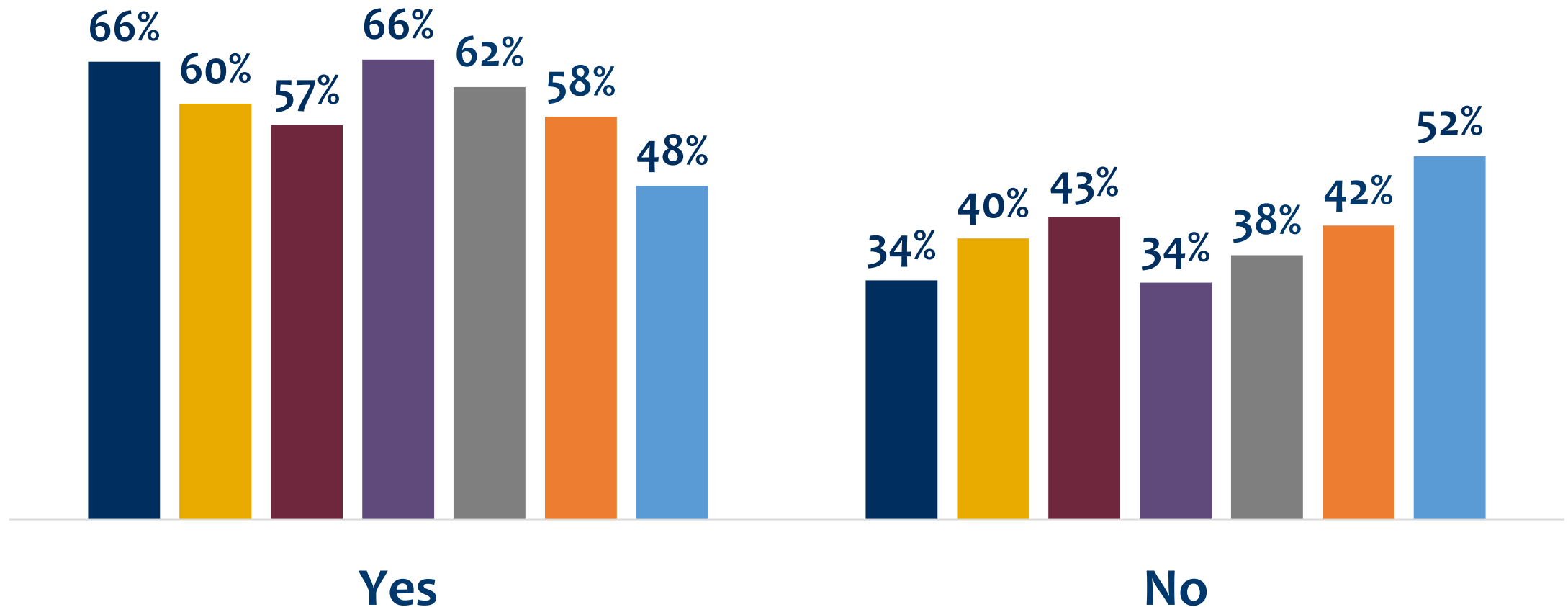
e.g., “Your study habits and learning how to balance school, extracurriculars and your social life is the most important skill to bring to college.”

Build relationships and network. 10 Graduates

e.g., “Keep an open mind and make positive lasting impressions with everyone you meet. Networking and building relationships is one of the most important qualities in the ‘real world.’”

Historical comparison of the survey question “Are there any courses you wish PCSD had offered to better prepare you for college?”

■ Class of 2012 ■ Class of 2013 ■ Class of 2014 ■ Class of 2015 ■ Class of 2016 ■ Class of 2017 ■ Class of 2018



Question 19
94 responses

“Are there any courses you wish PCSD had offered to better prepare you for college?”

- 13 Computer Science (AP Computer Science, coding)
- 10 Financial Literacy (Financial planning, investments, taxes)
- 5 Cultural Minority Studies
- 4 Business (Microsoft Office, Typing)
- 3 Science (Analytical Physics, AP Biology)
- 2 ELA (Writing)
- 7 “Other”

“Where are you located?”

22	Pittsford
7	New York City
7	Rochester
4	Boston
4	Buffalo
3	Chicago
3	Washington
2	Albany
2	Atlanta
2	Fairport
2	Henrietta
2	Los Angeles
2	New Haven
2	Salt Lake City
2	Syracuse

Question 20
99 responses

Locations with two or more hits

56% of the graduates who took this survey are currently living in New York State.

22% of the graduates who took the survey live in Pittsford.

Less than **1%** of the graduates who took the survey are currently living outside of the country.

“Your feedback is an important factor in future decision-making. What is the best email to use in order to reach you in the future?”

81 graduates from the class of
2018 verified their email address

Discussion