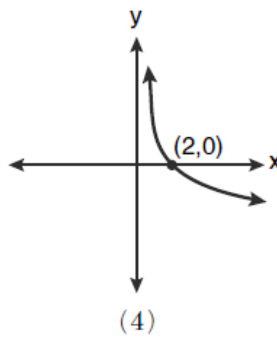
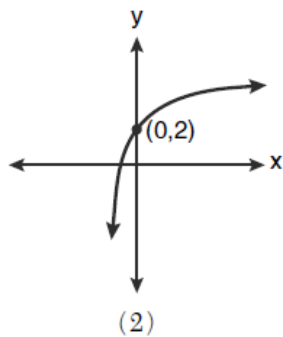
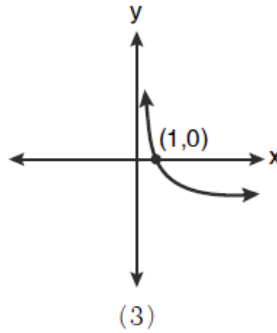
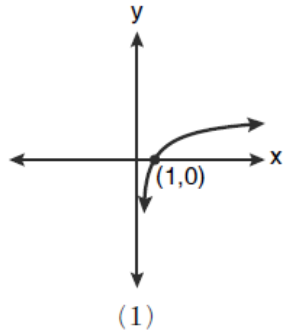


1.) Which graph represents the function $\log_2 x = y$?



2.) Which statement about the graph of $f(x) = \log_6 x$ is **false**?

- (a) The asymptote has equation $y = 0$.
- (b) The graph has no y -intercept.
- (c) The domain is the set of positive reals.
- (d) The range is the set of all real numbers.

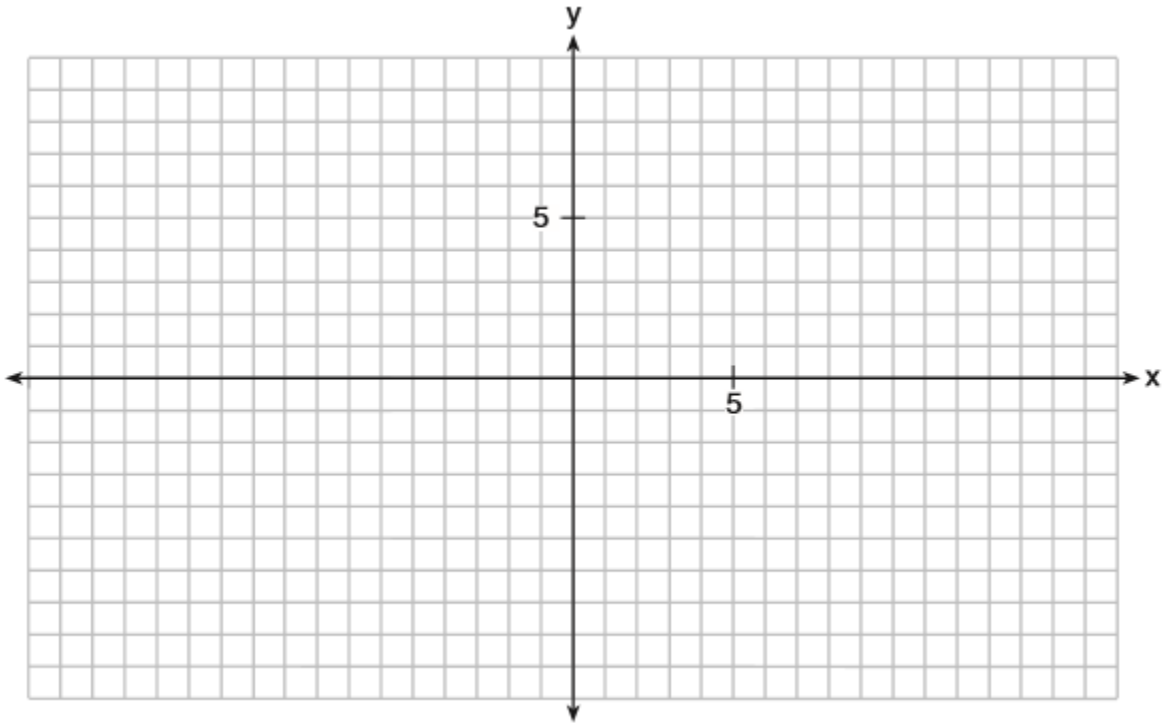
3.) What is the **inverse** of the function $f(x) = \log_4 x$?

- (a) $f^{-1}(x) = x^4$ (b) $f^{-1}(x) = 4^x$ (c) $f^{-1}(x) = \log_x 4$ (d) $f^{-1}(x) = -\log_4 x$

4.) If $p(x) = 2 \ln(x) - 1$ and $m(x) = \ln(x+6)$, then the solution for $p(x) = m(x)$?

- (a) 1.65 (b) 3.14 (c) 5.62 (d) No solution

5.) On the grid below, graph the function: $y = \log_2(x-3)+1$



b. Graph and state the equation of the asymptote.