

Algebra 2 CC
Negative and Reflex Angles HW

Name _____

1.) $\tan(-300^\circ)$

2.) $\sin(-45^\circ)$

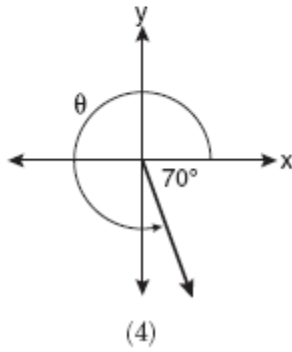
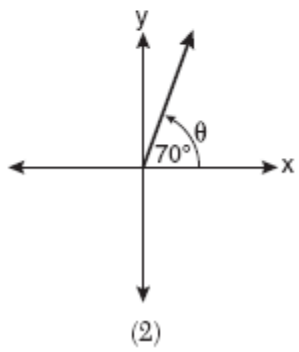
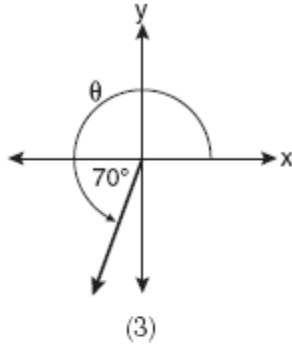
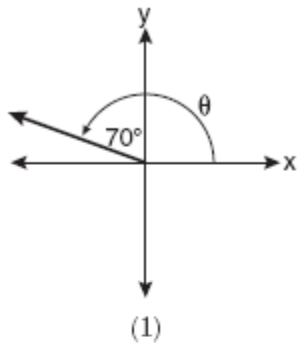
3.) $\tan 585^\circ$

4.) $\cos 660^\circ$

5.) $\sin(-135^\circ)$

6.) $\cot 570^\circ$

7.) In which graph is θ coterminal with an angle of -70° ?



8.) Which angle properly represents the graph drawn below.

- (a) -30°
- (b) -150°
- (c) -210°
- (d) -330°

