

Special Education Department

Budget Work Session

March 1, 2022

Elizabeth Woods, Director of Special Education



**SPREAD
THE WORD** 
INCLUSION

CHAMPIONS OF CHANGE

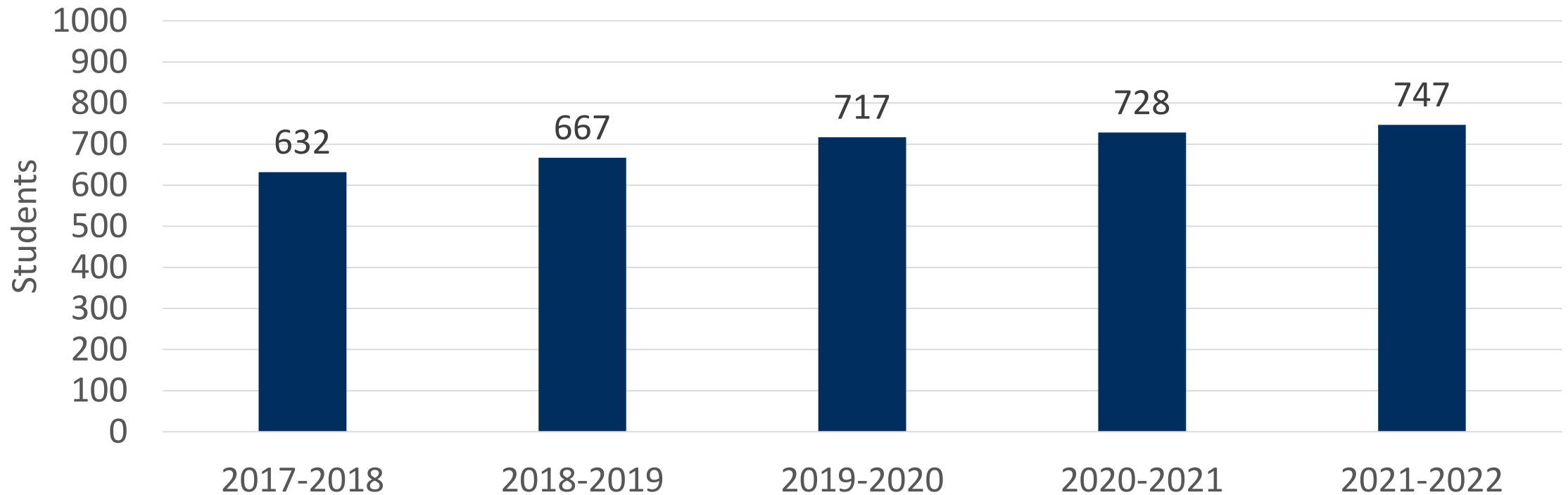


Background Information

- Special Education programs and services are recommended/arranged for preschool-age students and provided to all school-age students who reside or attend a private school within the District
- Special Education Department also fosters an inclusive culture by working to provide supports in general education settings whenever appropriate and also by supporting inclusive clubs and activities (such as Best Buddies and Unified Sports)

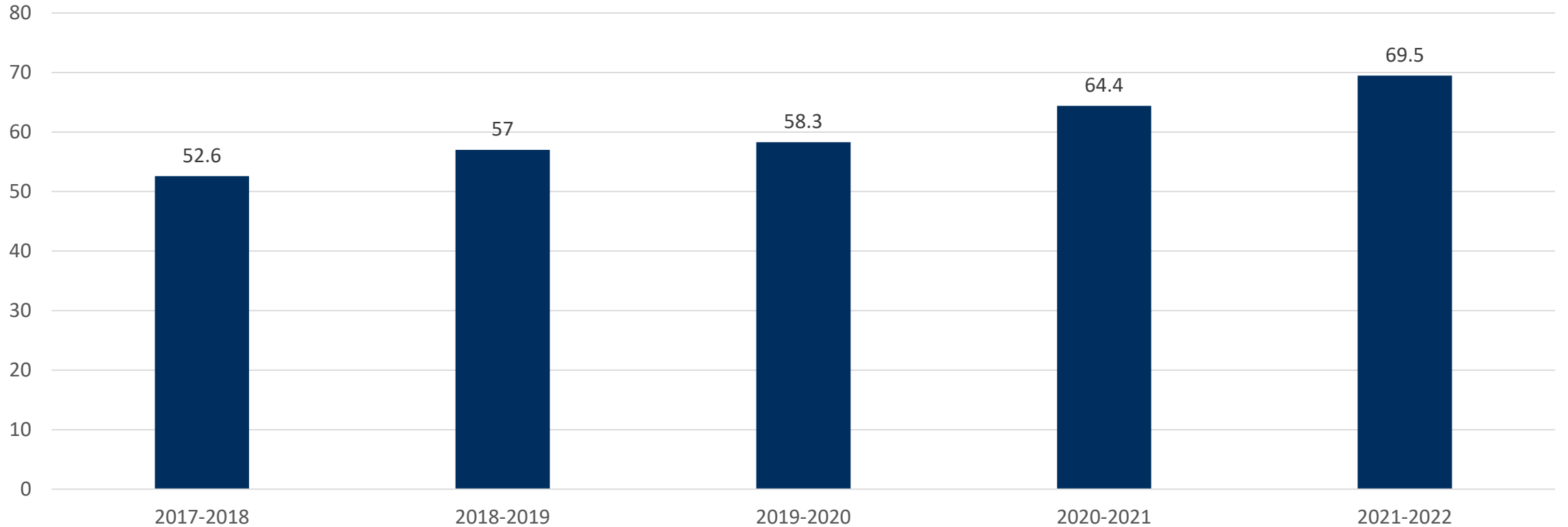


Students Receiving Special Education Services

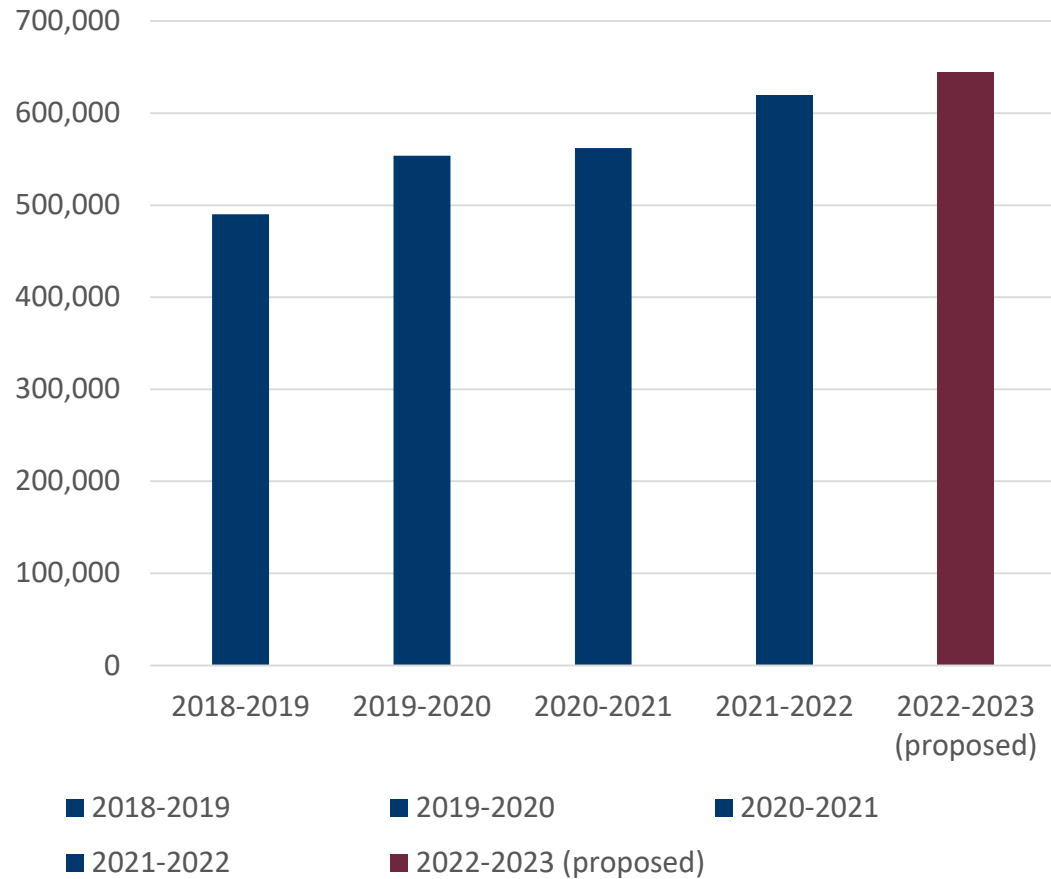


Increase in General Education Settings

% of Students with Disabilities in General Education Settings for 80% or more of School Day



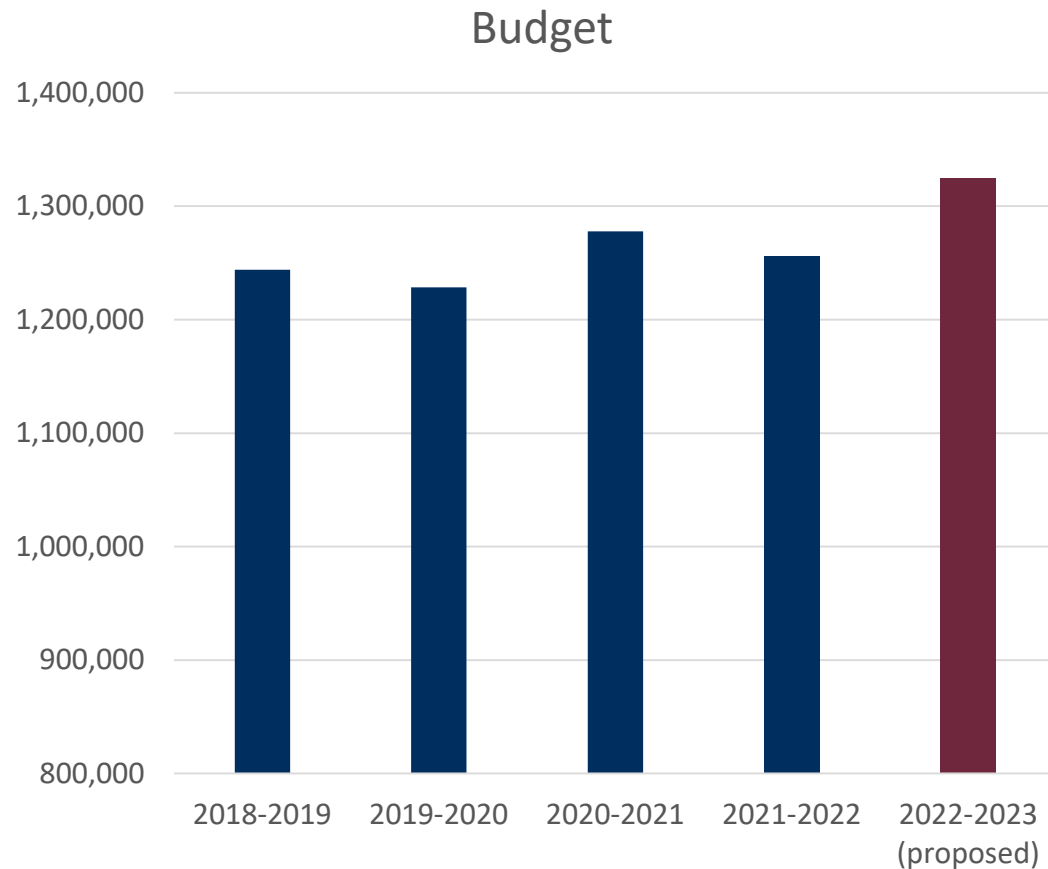
Budget History: Special Education Office



- District Office team (clerical and administrative support) to oversee Special Education programs and processes
- Interpreters, Contracts, Legal Fees
- Summer evaluations and CSE meetings



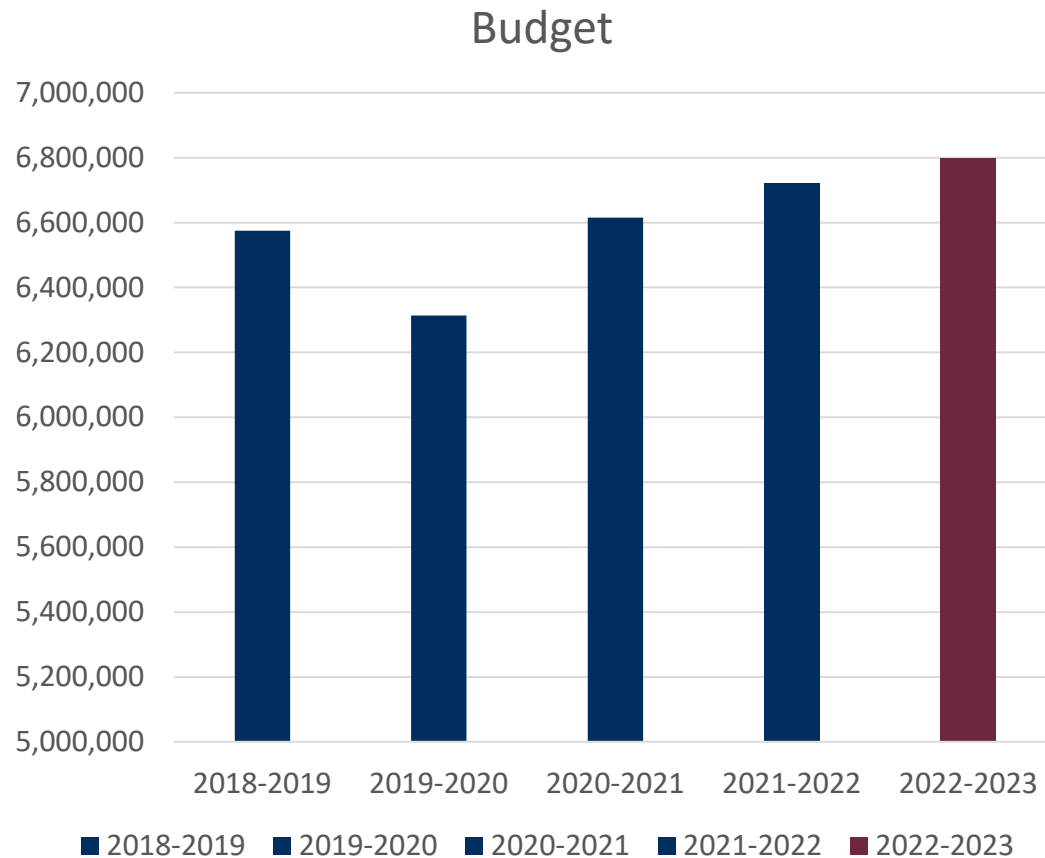
Budget History: Speech/Language and Adapted Physical Education Services



- 13.6 Speech/Language Therapists and 3-4 APE teachers, who provide services to students across all nine buildings, and their needed supplies/materials
- Speech/Language Pathologist licensing fees – allows the District to receive Medicaid reimbursement for eligible services to offset the cost of these services



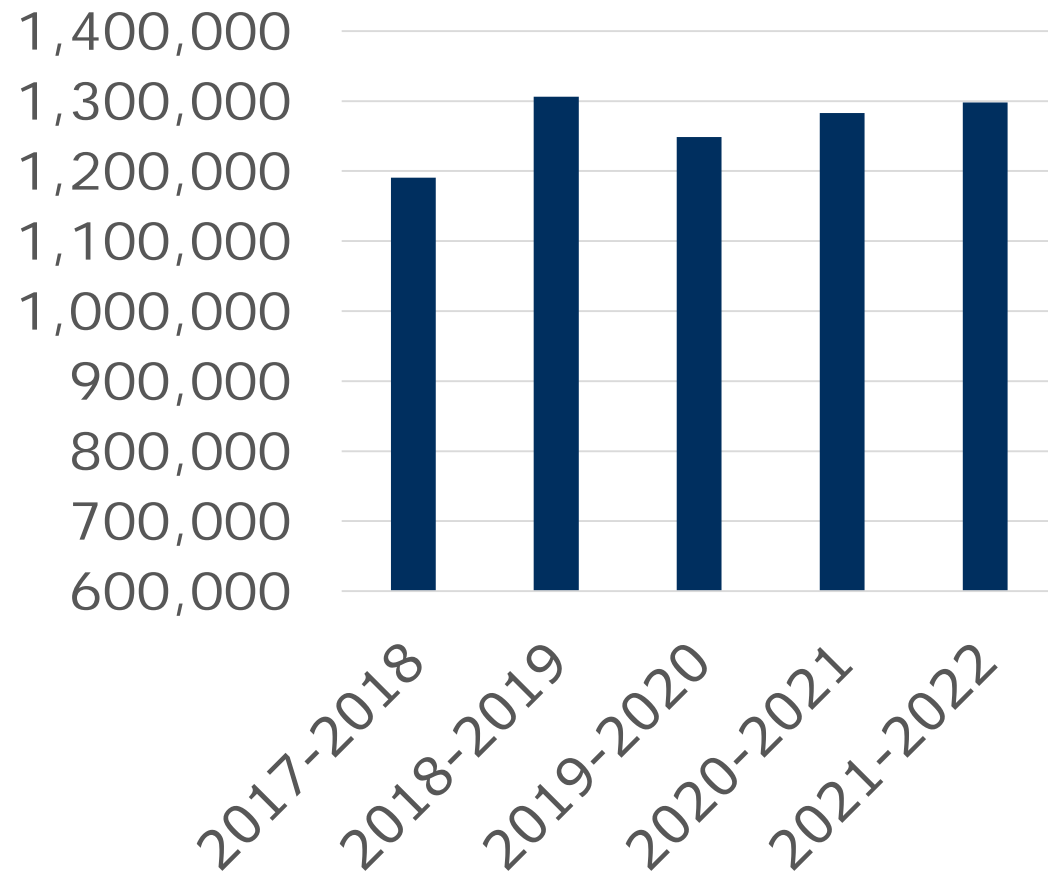
Budget History: Outside Placements and Services



- BOCES special education programs and services to District students, including all Physical Therapy and Occupational Therapy services provided in the District
- BOCES services provided to students attending private schools within Pittsford
- NYS-Approved Special Education Schools, as recommended for individual students by the District CSE



Budget Support: Federal Grant Allocation History



- Allocations are posted late-Spring for the next year
- Difficult to predict allocations but minimal changes over time
- Certain percentage is required to be distributed to private schools in Pittsford and to approved special education schools
- Supports CSE functions and specialized services and supplies for students



Budget Support: Medicaid Reimbursement

- District can claim reimbursement for certain medically-necessary services (Physical Therapy, Occupational Therapy and Speech/Language Therapy)
- Received during 20-21 school year: **\$77,779**
- Slight increase over the 19-20 school year



Budget Support: STAC Public High Cost and Private Excess Cost Aid

- 19-20 school year: PCSD received \$350,977 in public high cost aid and \$341,551 in private excess cost aid (paid in the 20-21 school year):
Total of **\$702,528**
- \$20,000 reduction in aid from the previous year due to claiming changes as a result of remote learning period in the Spring of 2020



2021-2022 Department Successes/Accomplishments

- Return to full-time, in-person programs and services for all in-district students
- Continued increase in general education access for students with disabilities, as we continue to shift our resources to general education settings (i.e. Consultant Teacher services)
- Returning to in-person inclusive activities (Best Buddies, Unified Sports – added Bowling)



2022-2023 Department Challenges/Obstacles

- Certain out of district programs have had periods of remote instruction due to staffing challenges and quarantining of classrooms
- Creative problem-solving (including compensatory services) around supporting students who have missed instruction due to remote learning
- Staffing challenges, especially within Monroe 1 BOCES, results in looking to private contracts and programs



Proposed Budget: 2022-2023 Changes

- No significant overall increases for 22-23
- Slight increase in contracted services and private special education schools (due to staffing challenges)
- Contractual salary increases
- Maintaining number of students in out of district programs

	2021-2022	2022-2023	Change
Office	619,399	644,603	4.07%
Services	1,256,295	1,325,243	5.49%
Out of District	6,720,288	6,796,995	1.14%
Total Central Services: Special Education	8,595,982	8,766,841	1.99%



Discussion

- Any questions?

